

2024 TURF CATALOG

AlwaysGreen  **.com**
SYNTHETIC GRASS

TALK WITH AN EXPERT 888-934-8873



Venice Fescue Pro

- Features a natural and lush colorway for a perfect lawn year-round.
- Ideal for areas with moderate foot traffic.
- Backed by our industry leading 15 year warranty.

GENERAL FEATURES:

| | |
|-----------------------|---------------------------|
| Traffic Level: | Moderate Traffic |
| Applications: | Landscape |
| Blade Colors: | Field Green / Olive Green |

PRODUCT SPECIFICATIONS

Yarn Characteristics

Type: Monofilament PE with Thatch

Composition/Structure: Polyethylene

Denier: 12,540/3,960

Colors: Field Green / Olive Green

Blade Shape: C Shape

Turf Characteristics

Pile/Face Weight: Approx. 80 Ounces

Pile Height: Approx. 1.75 Inches

Machine Gauge: 3/8 inch

Thatch Color: Green & Tan

Total Product Weight: Approx 107 Ounces Per Square Yard

Backing Characteristics

Primary Composition: 13 PIC **Secondary Composition:** 15 PIC

Weight: 3.5 Ounces Per Square Yard **Tuft Bind:** 10+ Pounds

Finish Coating: Polyurethane 10 Ounces Per Square Yard*

Manufactured Rolls

Width: 15 Feet **Length:** 100 Feet

Shipping Weight: 1,100 Pounds*

Roll Diameter: 24 Inches

Particulate Infill

Type: Quality Infill

Weight: 1.5-2.5 Lbs Per Sq Ft*

Colors: Green, Black, or Natural



Main Advantages:

- Designed to truly replicate grass with enhanced recovery
- Heat and frost resistant/ UV stabilized
- No harmful environmental effects, Not water soluble
- Uniquely formulated backing for greater seam strength

Recommended Maintenance:

Rinse and groom as needed to limit matting

Drainage Rate: 30+ inches of rain per hour per square yard

* Approximate Weight



Venice Fescue Light

- Features a natural and lush colorway for a perfect lawn year-round.
- Ideal for areas with lighter foot traffic.
- Backed by our industry leading 15 year warranty.

GENERAL FEATURES:

| | |
|-----------------------|---------------------------|
| Traffic Level: | Light to Moderate Traffic |
| Applications: | Landscape |
| Blade Colors: | Field Green / Olive Green |

PRODUCT SPECIFICATIONS

Yarn Characteristics

Type: Monofilament PE with Thatch

Composition/Structure: Polyethylene

Denier: 12,540/3,960

Colors: Field Green / Olive Green

Blade Shape: C Shape

Turf Characteristics

Pile/Face Weight: Approx. 55 Ounces

Pile Height: Approx. 1.50 Inches

Machine Gauge: 3/8 inch

Thatch Color: Green & Tan

Total Product Weight: Approx 82 Ounces Per Square Yard

Backing Characteristics

Primary Composition: 13 PIC **Secondary Composition:** 15 PIC

Weight: 3.5 Ounces Per Square Yard **Tuft Bind:** 10+ Pounds

Finish Coating: Polyurethane 10 Ounces Per Square Yard*

Manufactured Rolls

Width: 15 Feet **Length:** 100 Feet

Shipping Weight: 900 Pounds*

Roll Diameter: 24 Inches

Particulate Infill

Type: Quality Infill

Weight: 1.5-2.5 Lbs Per Sq Ft*

Colors: Green, Black, or Natural



Main Advantages:

- Designed to truly replicate grass with enhanced recovery
- Heat and frost resistant/ UV stabilized
- No harmful environmental effects, Not water soluble
- Uniquely formulated backing for greater seam strength

Recommended Maintenance:

Rinse and groom as needed to limit matting

Drainage Rate: 30+ inches of rain per hour per square yard

* Approximate Weight



True Putt

- Developed to provide PGA performance levels to your putting game.
- K29 Triple-Layered Non-Expansive Backing for greater seam strength.
- Backed by our industry-leading 8-year warranty.

GENERAL FEATURES:

| | |
|-----------------------|---------------|
| Traffic Level: | Putting Green |
| Applications: | Putting Green |
| Blade Colors: | Field Green |

PRODUCT SPECIFICATIONS

| Yarn Characteristics |
|---|
| Type: Slit Film |
| Composition/Structure: PP |
| Denier: 7,600 |
| Colors: Field Green / Lime Green |
| Blade Shape: N/A |

| Turf Characteristics |
|---|
| Pile/Face Weight: Approx. 35 Ounces |
| Pile Height: Approx. 1.00 Inches |
| Machine Gauge: 3/16 inch |
| Thatch Color: N/A |
| Total Product Weight: Approx 62 Ounces Per Square Yard |

| Backing Characteristics | |
|--|------------------------------|
| Primary Composition: K29 Triple-Layered Non-Expansive Backing | |
| Weight: 7.3 Ounces Per Square Yard | Tuft Bind: 10+ Pounds |
| Finish Coating: Polyurethane 20 Ounces Per Square Yard* | |

| Manufactured Rolls | |
|-------------------------------------|-------------------------|
| Width: 15 Feet | Length: 100 Feet |
| Shipping Weight: 647 Pounds* | |
| Roll Diameter: 24 Inches | |

| Particulate Infill |
|---|
| Type: Quality Infill |
| Weight: 4-6 Lbs Per Sq Ft* |
| Colors: Green, Black, or Natural |



Main Advantages:

- Designed to replicate natural bent grass putting greens for the professional golfer
- Heat and frost resistant/ UV stabilized
- No harmful environmental effects, Not water soluble
- Uniquely formulated backing for greater seam strength

Recommended Maintenance:

Rinse and groom as needed to limit matting

* Approximate Weight

Artificial grass is made from plastic and should not be subject/exposed to open flames or high heat producing items.



Tacoma

- Features a natural and lush colorway for a perfect lawn year-round.
- Ideal for areas with higher foot traffic.
- Backed by our industry leading 15 year warranty.

GENERAL FEATURES:

| | |
|-----------------------|-------------------------------|
| Traffic Level: | Moderate to Heavy Traffic |
| Applications: | Landscape |
| Blade Colors: | Field Green / Mid-Olive Green |

PRODUCT SPECIFICATIONS

Yarn Characteristics

Type: Monofilament PE with Thatch

Composition/Structure: Polyethylene

Denier: 12,000/4,400

Colors: Field Green / Mid-Olive Green

Blade Shape: S Blade

Turf Characteristics

Pile/Face Weight: Approx. 90 Ounces

Pile Height: Approx. 1.75 Inches

Machine Gauge: 3/8 inch

Thatch Color: Green & Tan

Total Product Weight: Approx 117 Ounces Per Square Yard

Backing Characteristics

Primary Composition: 13 PIC **Secondary Composition:** 15 PIC

Weight: 3.5 Ounces Per Square Yard **Tuft Bind:** 10+ Pounds

Finish Coating: Polyurethane 10 Ounces Per Square Yard*

Manufactured Rolls

Width: 15 Feet **Length:** 100 Feet

Shipping Weight: 1,333 Pounds*

Roll Diameter: 24 Inches

Particulate Infill

Type: Quality Infill

Weight: 1.5-2.5 Lbs Per Sq Ft*

Colors: Green, Black, or Natural



Main Advantages:

- Designed to truly replicate grass with enhanced recovery
- Heat and frost resistant/ UV stabilized
- No harmful environmental effects, Not water soluble
- Uniquely formulated backing for greater seam strength

Recommended Maintenance:

Rinse and groom as needed to limit matting

Drainage Rate: 30+ inches of rain per hour per square yard

* Approximate Weight



Sierra Pro Clear Permeable

- Features a natural and lush colorway for a perfect lawn year-round.
- Backed by our industry-leading 15-year warranty.
- K29 Quadruple-Layered Action Backing for greater seam strength and permeability.

GENERAL FEATURES:

| | |
|-----------------------|---------------------------|
| Traffic Level: | Moderate to Heavy Traffic |
| Applications: | Landscape |
| Blade Colors: | Field Green / Apple Green |

PRODUCT SPECIFICATIONS

Yarn Characteristics

Type: Monofilament PE with Thatch

Composition/Structure: Polyethylene

Denier: 9,000/5,000

Colors: Field Green/ Apple Green

Blade Shape: Omega Shape

Turf Characteristics

Pile/Face Weight: Approx. 75 Ounces

Pile Height: Approx. 1.75 Inches

Machine Gauge: 3/8 inch

Thatch Color: Green & Tan

Total Product Weight: Approx 102 Ounces Per Square Yard

Backing Characteristics

Primary Composition: K29 Quadruple-Layered Action Backing

Weight: 7.3 Ounces Per Square Yard **Tuft Bind:** 10+ Pounds

Finish Coating: Polyurethane 20 Ounces Per Square Yard*

Manufactured Rolls

Width: 15 Feet **Length:** 100 Feet

Shipping Weight: 1,085 Pounds*

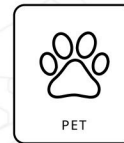

Roll Diameter: 24 Inches

Particulate Infill

Type: Quality Infill

Weight: 1.5-2.5 Lbs Per Sq Ft†

Colors: Green, Black, or Natural



Main Advantages:

- Designed to truly replicate grass with enhanced recovery
- Heat and frost resistant/ UV stabilized
- No harmful environmental effects, Not water soluble
- Uniquely formulated backing for greater seam strength


Recommended Maintenance:

Rinse and groom as needed to limit matting

Drainage Rate: 400+ inches of rain per hour per square yard

* Approximate Weight

† For IPEMA Certification, infill must be 2 pounds of Envirofill per sq ft



Artificial grass is made from plastic and should not be subject/exposed to open flames or high heat producing items.



Sierra Light Clear Permeable

- Features a natural and lush colorway for a perfect lawn year-round.
- Backed by our industry-leading 15-year warranty.
- K29 Quadruple-Layered Action Backing for greater seam strength and permeability.

GENERAL FEATURES:

| | |
|-----------------------|---------------------------|
| Traffic Level: | Moderate Traffic |
| Applications: | Landscape |
| Blade Colors: | Field Green / Apple Green |

PRODUCT SPECIFICATIONS

Yarn Characteristics

Type: Monofilament PE with Thatch

Composition/Structure: Polyethylene

Denier: 9,000/5,000

Colors: Field Green/ Apple Green

Blade Shape: Omega Shape

Turf Characteristics

Pile/Face Weight: Approx. 50 Ounces

Pile Height: Approx. 1.50 Inches

Machine Gauge: 3/8 inch

Thatch Color: Green & Tan

Total Product Weight: Approx 79 Ounces Per Square Yard

Backing Characteristics

Primary Composition: K29 Quadruple-Layered Action Backing

Weight: 7.3 Ounces Per Square Yard **Tuft Bind:** 10+ Pounds

Finish Coating: Polyurethane 20 Ounces Per Square Yard*

Manufactured Rolls

Width: 15 Feet **Length:** 100 Feet

Shipping Weight: 824 Pounds*

Roll Diameter: 24 Inches

Particulate Infill

Type: Quality Infill

Weight: 1.5-2.5 Lbs Per Sq Ft*

Colors: Green, Black, or Natural



Main Advantages:


- Designed to truly replicate grass with enhanced recovery
- Heat and frost resistant/ UV stabilized
- No harmful environmental effects, Not water soluble
- Uniquely formulated backing for greater seam strength

Recommended Maintenance:

Rinse and groom as needed to limit matting

Drainage Rate: 400+ inches of rain per hour per square yard

* Approximate Weight



Artificial grass is made from plastic and should not be subject/exposed to open flames or high heat producing items.



Sierra Clear Permeable

- Features a natural and lush colorway for a perfect lawn year-round.
- Backed by our industry-leading 15-year warranty.
- K29 Quadruple-Layered Action Backing for greater seam strength and permeability.

GENERAL FEATURES:

| | |
|-----------------------|---------------------------|
| Traffic Level: | Moderate Traffic |
| Applications: | Landscape |
| Blade Colors: | Field Green / Apple Green |

PRODUCT SPECIFICATIONS

Yarn Characteristics

Type: Monofilament PE with Thatch

Composition/Structure: Polyethylene

Denier: 9,000/5,000

Colors: Field Green/ Apple Green

Blade Shape: Omega Shape

Turf Characteristics

Pile/Face Weight: Approx. 60 Ounces

Pile Height: Approx. 1.625 Inches

Machine Gauge: 3/8 inch

Thatch Color: Green & Tan

Total Product Weight: Approx 89 Ounces Per Square Yard

Backing Characteristics

Primary Composition: K29 Quadruple-Layered Action Backing

Weight: 7.3 Ounces Per Square Yard **Tuft Bind:** 10+ Pounds

Finish Coating: Polyurethane 20 Ounces Per Square Yard*

Manufactured Rolls

Width: 15 Feet **Length:** 100 Feet

Shipping Weight: 928 Pounds*

Roll Diameter: 24 Inches

Particulate Infill

Type: Quality Infill

Weight: 1.5-2.5 Lbs Per Sq Ft*

Colors: Green, Black, or Natural



Main Advantages:


- Designed to truly replicate grass with enhanced recovery
- Heat and frost resistant/ UV stabilized
- No harmful environmental effects, Not water soluble
- Uniquely formulated backing for greater seam strength

Recommended Maintenance:

Rinse and groom as needed to limit matting

Drainage Rate: 400+ inches of rain per hour per square yard

* Approximate Weight



Artificial grass is made from plastic and should not be subject/exposed to open flames or high heat producing items.



Sequoia Ultra Light

- Features a natural and lush colorway for a perfect lawn year-round.
- Ideal for areas with lighter foot traffic.
- Backed by our industry leading 15 year warranty.

GENERAL FEATURES:

| | |
|-----------------------|---------------------------|
| Traffic Level: | Light Traffic |
| Applications: | Landscape |
| Blade Colors: | Field Green / Olive Green |

PRODUCT SPECIFICATIONS

Yarn Characteristics

Type: Monofilament PE with Thatch

Composition/Structure: Polyethylene

Denier: 8,800/3,300

Colors: Field Green / Olive Green

Blade Shape: Oval Shape

Turf Characteristics

Pile/Face Weight: Approx. 32 Ounces

Pile Height: Approx. 1.25 Inches

Machine Gauge: 1/2 inch

Thatch Color: Green & Tan

Total Product Weight: Approx 63 Ounces Per Square Yard

Backing Characteristics

Primary Composition: 13 PIC **Secondary Composition:** 15 PIC

Weight: 3.5 Ounces Per Square Yard **Tuft Bind:** 10+ Pounds

Finish Coating: Polyurethane 10 Ounces Per Square Yard*

Manufactured Rolls

Width: 15 Feet **Length:** 100 Feet

Shipping Weight: 715 Pounds*

Roll Diameter: 24 Inches

Particulate Infill

Type: Quality Infill

Weight: 1.5-2.5 Lbs Per Sq Ft*

Colors: Green, Black, or Natural



Main Advantages:

- Designed to truly replicate grass with enhanced recovery
- Heat and frost resistant/ UV stabilized
- No harmful environmental effects, Not water soluble
- Uniquely formulated backing for greater seam strength

Recommended Maintenance:

Rinse and groom as needed to limit matting

Drainage Rate: 30+ inches of rain per hour per square yard

* Approximate Weight



Sequoia Light

- Features a natural and lush colorway for a perfect lawn year-round.
- Ideal for areas with lighter foot traffic.
- Backed by our industry leading 15 year warranty.

GENERAL FEATURES:

| | |
|-----------------------|---------------------------|
| Traffic Level: | Light to Moderate Traffic |
| Applications: | Landscape |
| Blade Colors: | Field Green / Olive Green |

PRODUCT SPECIFICATIONS

Yarn Characteristics

Type: Monofilament PE with Thatch

Composition/Structure: Polyethylene

Denier: 9,000/4,900

Colors: Field Green / Olive Green

Blade Shape: Oval Shape

Turf Characteristics

Pile/Face Weight: Approx. 45 Ounces

Pile Height: Approx. 1.50 Inches

Machine Gauge: 1/2 inch

Thatch Color: Green & Tan

Total Product Weight: Approx 72 Ounces Per Square Yard

Backing Characteristics

Primary Composition: 13 PIC **Secondary Composition:** 15 PIC

Weight: 3.5 Ounces Per Square Yard **Tuft Bind:** 10+ Pounds

Finish Coating: Polyurethane 10 Ounces Per Square Yard*

Manufactured Rolls

Width: 15 Feet **Length:** 100 Feet

Shipping Weight: 855 Pounds*

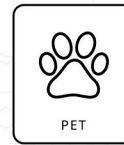
Roll Diameter: 24 Inches

Particulate Infill

Type: Quality Infill

Weight: 1.5-2.5 Lbs Per Sq Ft*

Colors: Green, Black, or Natural



Main Advantages:

- Designed to truly replicate grass with enhanced recovery
- Heat and frost resistant/ UV stabilized
- No harmful environmental effects, Not water soluble
- Uniquely formulated backing for greater seam strength

Recommended Maintenance:

Rinse and groom as needed to limit matting

Drainage Rate: 30+ inches of rain per hour per square yard

* Approximate Weight



Riviera Pro

- Features a natural and lush colorway for a perfect lawn year-round.
- Ideal for areas with higher foot traffic.
- Backed by our industry leading 15 year warranty.

GENERAL FEATURES:

| | |
|-----------------------|---------------------------|
| Traffic Level: | Moderate to Heavy Traffic |
| Applications: | Landscape |
| Blade Colors: | Field Green / Lime Green |

PRODUCT SPECIFICATIONS

Yarn Characteristics

Type: Monofilament PE with Thatch

Composition/Structure: Polyethylene

Denier: 12,000/4,400

Colors: Field Green / Lime Green

Blade Shape: M Shape

Turf Characteristics

Pile/Face Weight: Approx. 70 Ounces

Pile Height: Approx. 1.75 Inches

Machine Gauge: 1/2 inch

Thatch Color: Green & Tan

Total Product Weight: Approx 97 Ounces Per Square Yard

Backing Characteristics

Primary Composition: 13 PIC **Secondary Composition:** 15 PIC

Weight: 3.5 Ounces Per Square Yard

Tuft Bind: 10+ Pounds

Finish Coating: Polyurethane 10 Ounces Per Square Yard*

Manufactured Rolls

Width: 15 Feet

Length: 100 Feet

Shipping Weight: 1,018 Pounds*

Roll Diameter: 24 Inches

Particulate Infill

Type: Quality Infill

Weight: 1.5-2.5 Lbs Per Sq Ft*

Colors: Green, Black, or Natural



Main Advantages:

- Designed to truly replicate grass with enhanced recovery
- Heat and frost resistant/ UV stabilized
- No harmful environmental effects, Not water soluble
- Uniquely formulated backing for greater seam strength

Recommended Maintenance:

Rinse and groom as needed to limit matting

Drainage Rate: 30+ inches of rain per hour per square yard

* Approximate Weight



Poly Putt 2-Tone Dark

- Developed to provide PGA performance levels to your putting game.
- K29 Triple-Layered Non-Expansive Backing for greater seam strength.
- Backed by our industry-leading 8-year warranty.

GENERAL FEATURES:

| | |
|-----------------------|--------------------------|
| Traffic Level: | Putting Green |
| Applications: | Putting Green |
| Blade Colors: | Field Green / Lime Green |

PRODUCT SPECIFICATIONS

| Yarn Characteristics |
|--|
| Type: Texturized PE |
| Composition/Structure: Polyethylene |
| Denier: 7,200 |
| Colors: Field Green / Lime Green |
| Blade Shape: N/A |

| Turf Characteristics |
|---|
| Pile/Face Weight: Approx. 50 Ounces |
| Pile Height: Approx. 0.50 Inches |
| Machine Gauge: 3/16 inch |
| Thatch Color: Green & Tan |
| Total Product Weight: Approx 83 Ounces Per Square Yard |

| Backing Characteristics |
|---|
| Primary Composition: 13 PIC Secondary Composition: 15 PIC |
| Weight: 3.5 Ounces Per Square Yard Tuft Bind: 10+ Pounds |
| Finish Coating: Polyurethane 10 Ounces Per Square Yard* |

| Manufactured Rolls |
|---|
| Width: 15 Feet Length: 100 Feet |
| Shipping Weight: 750 Pounds* |
| Roll Diameter: 24 Inches |

| Particulate Infill |
|---|
| Type: Quality Infill |
| Weight: 1.5-2.5 Lbs Per Sq Ft* |
| Colors: Green, Black, or Natural |



Main Advantages:

- Designed to replicate natural bent grass putting greens for the professional golfer
- Heat and frost resistant/ UV stabilized
- No harmful environmental effects, Not water soluble
- Uniquely formulated backing for greater seam strength

Recommended Maintenance:

Rinse and groom as needed to limit matting

* Approximate Weight

Artificial grass is made from plastic and should not be subject/exposed to open flames or high heat producing items.



Playground Spring

- Built with TigerCool™ Technology which reduces turf temperatures up to 15%.
- IPEMA Certified reducing G-Max shock, perfect for playgrounds.
- K29 Quadruple-Layered Action Backing for greater seam strength and permeability.

GENERAL FEATURES:

| | |
|-----------------------|----------------------------|
| Traffic Level: | Moderate to Heavy Traffic |
| Applications: | Landscape |
| Blade Colors: | Field Green / Clover Green |

PRODUCT SPECIFICATIONS

| Yarn Characteristics |
|---|
| Type: Monofilament PE with Thatch |
| Composition/Structure: Polyethylene |
| Denier: 10,800/5,000 |
| Colors: Field Green/ Clover Green |
| Blade Shape: 3D Curvy W & 3D Curvy N |

| Turf Characteristics |
|---|
| Pile/Face Weight: Approx. 55 Ounces |
| Pile Height: Approx. 1.375 Inches |
| Machine Gauge: 3/8 inch |
| Thatch Color: Green & Tan |
| Total Product Weight: Approx 84 Ounces Per Square Yard |

| Backing Characteristics | |
|--|------------------------------|
| Primary Composition: K29 Quadruple-Layered Action Backing | |
| Weight: 7.3 Ounces Per Square Yard | Tuft Bind: 10+ Pounds |
| Finish Coating: Polyurethane 20 Ounces Per Square Yard* | |

| Manufactured Rolls | |
|-------------------------------------|-------------------------|
| Width: 15 Feet | Length: 100 Feet |
| Shipping Weight: 876 Pounds* | |
| Roll Diameter: 24 Inches | |

| Particulate Infill |
|---|
| Type: Quality Infill |
| Weight: 1.5-2.5 Lbs Per Sq Ft*† |
| Colors: Green, Black, or Natural |



Main Advantages:

- Designed to truly replicate grass with enhanced recovery
- Heat and frost resistant/ UV stabilized
- No harmful environmental effects, Not water soluble
- Uniquely formulated backing for greater seam strength


Recommended Maintenance:

Rinse and groom as needed to limit matting

Drainage Rate: 400+ inches of rain per hour per square yard

* Approximate Weight

† For IPEMA Certification, infill must be 2 pounds of Envirofill per sq ft



Artificial grass is made from plastic and should not be subject/exposed to open flames or high heat producing items.



Playground Fescue

- Built with TigerCool™ Technology which reduces turf temperatures up to 15%.
- IPEMA Certified reducing G-Max shock, perfect for playgrounds.
- K29 Quadruple-Layered Action Backing for greater seam strength and permeability.

GENERAL FEATURES:

| | |
|-----------------------|-------------------------------|
| Traffic Level: | Moderate to Heavy Traffic |
| Applications: | Landscape |
| Blade Colors: | Field Green / Mid-Olive Green |

PRODUCT SPECIFICATIONS

| Yarn Characteristics |
|---|
| Type: Monofilament PE with Thatch |
| Composition/Structure: Polyethylene |
| Denier: 10,800/5,000 |
| Colors: Field Green/Mid-Olive Green |
| Blade Shape: 3D Curvy W & 3D Curvy N |

| Turf Characteristics |
|---|
| Pile/Face Weight: Approx. 55 Ounces |
| Pile Height: Approx. 1.375 Inches |
| Machine Gauge: 3/8 inch |
| Thatch Color: Green & Tan |
| Total Product Weight: Approx 84 Ounces Per Square Yard |

| Backing Characteristics | |
|--|------------------------------|
| Primary Composition: K29 Quadruple-Layered Action Backing | |
| Weight: 7.3 Ounces Per Square Yard | Tuft Bind: 10+ Pounds |
| Finish Coating: Polyurethane 20 Ounces Per Square Yard* | |

| Manufactured Rolls | |
|-------------------------------------|-------------------------|
| Width: 15 Feet | Length: 100 Feet |
| Shipping Weight: 876 Pounds* | |
| Roll Diameter: 24 Inches | |

| Particulate Infill |
|---|
| Type: Quality Infill |
| Weight: 1.5-2.5 Lbs Per Sq Ft*† |
| Colors: Green, Black, or Natural |



Main Advantages:

- Designed to truly replicate grass with enhanced recovery
- Heat and frost resistant/ UV stabilized
- No harmful environmental effects, Not water soluble
- Uniquely formulated backing for greater seam strength


Recommended Maintenance:

Rinse and groom as needed to limit matting

Drainage Rate: 400+ inches of rain per hour per square yard

* Approximate Weight

† For IPEMA Certification, infill must be 2 pounds of Envirofill per sq ft



Artificial grass is made from plastic and should not be subject/exposed to open flames or high heat producing items.



Platinum

- Built with TigerCool™ Technology which reduces turf temperatures up to 15%.
- Features two state-of-the-art fiber grass blades, making it ideal for high-traffic areas.
- K29 Quadruple-Layered Action Backing for greater seam strength and permeability.

GENERAL FEATURES:

| | |
|-----------------------|--|
| Traffic Level: | Moderate to Heavy Traffic |
| Applications: | Landscape |
| Blade Colors: | Field Green / Clover Green / Apple Green |

PRODUCT SPECIFICATIONS

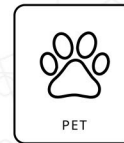
| Yarn Characteristics |
|---|
| Type: Monofilament PE with Thatch |
| Composition/Structure: Polyethylene |
| Denier: 19,500/5,000 |
| Colors: Field / Clover / Apple Green |
| Blade Shape: 3D Curvy W |

| Turf Characteristics |
|--|
| Pile/Face Weight: Approx. 85 Ounces |
| Pile Height: Approx. 1.875 Inches |
| Weave Pattern: MatriX W-Pattern |
| Thatch Color: Green & Tan |
| Total Product Weight: Approx 112 Ounces Per Square Yard |

| Backing Characteristics | |
|--|------------------------------|
| Primary Composition: K29 Quadruple-Layered Action Backing | |
| Weight: 7.3 Ounces Per Square Yard | Tuft Bind: 10+ Pounds |
| Finish Coating: Polyurethane 20 Ounces Per Square Yard* | |

| Manufactured Rolls | |
|--------------------------------------|-------------------------|
| Width: 15 Feet | Length: 100 Feet |
| Shipping Weight: 1200 Pounds* | |
| Roll Diameter: 24 Inches | |

| Particulate Infill |
|---|
| Type: Quality Infill |
| Weight: 1.5-2.5 Lbs Per Sq Ft* |
| Colors: Green, Black, or Natural |



Main Advantages:


- Designed to truly replicate grass with enhanced recovery
- Heat and frost resistant/ UV stabilized
- No harmful environmental effects, Not water soluble
- Uniquely formulated backing for greater seam strength

Recommended Maintenance:

Rinse and groom as needed to limit matting

Drainage Rate: 400+ inches of rain per hour per square yard

* Approximate Weight



Artificial grass is made from plastic and should not be subject/exposed to open flames or high heat producing items.



Platinum Light

- Built with TigerCool™ Technology which reduces turf temperatures up to 15%.
- Features two state-of-the-art fiber grass blades, making it ideal for high-traffic areas.
- K29 Quadruple-Layered Action Backing for greater seam strength and permeability.

GENERAL FEATURES:

| | |
|-----------------------|--|
| Traffic Level: | Moderate Traffic |
| Applications: | Landscape |
| Blade Colors: | Field Green / Clover Green / Apple Green |

PRODUCT SPECIFICATIONS

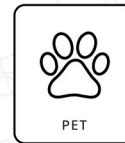
| Yarn Characteristics |
|---|
| Type: Monofilament PE with Thatch |
| Composition/Structure: Polyethylene |
| Denier: 19,500/5,000 |
| Colors: Field / Clover / Apple Green |
| Blade Shape: 3D Curvy W |

| Turf Characteristics |
|---|
| Pile/Face Weight: Approx. 70 Ounces |
| Pile Height: Approx. 1.50 Inches |
| Weave Pattern: MatriX W-Pattern |
| Thatch Color: Green & Tan |
| Total Product Weight: Approx 97 Ounces Per Square Yard |

| Backing Characteristics | |
|--|------------------------------|
| Primary Composition: K29 Quadruple-Layered Action Backing | |
| Weight: 7.3 Ounces Per Square Yard | Tuft Bind: 10+ Pounds |
| Finish Coating: Polyurethane 20 Ounces Per Square Yard* | |

| Manufactured Rolls | |
|--------------------------------------|-------------------------|
| Width: 15 Feet | Length: 100 Feet |
| Shipping Weight: 1100 Pounds* | |
| Roll Diameter: 24 Inches | |

| Particulate Infill |
|---|
| Type: Quality Infill |
| Weight: 1.5-2.5 Lbs Per Sq Ft* |
| Colors: Green, Black, or Natural |



Main Advantages:


- Designed to truly replicate grass with enhanced recovery
- Heat and frost resistant/ UV stabilized
- No harmful environmental effects, Not water soluble
- Uniquely formulated backing for greater seam strength

Recommended Maintenance:

Rinse and groom as needed to limit matting

Drainage Rate: 400+ inches of rain per hour per square yard

* Approximate Weight



Artificial grass is made from plastic and should not be subject/exposed to open flames or high heat producing items.



Pink Blend

- Features a natural and lush colorway for a perfect lawn year-round.
- Ideal for areas with higher foot traffic.
- Backed by our industry leading 15 year warranty.

GENERAL FEATURES:

| | |
|-----------------------|-------------------|
| Traffic Level: | Light Traffic |
| Applications: | Landscape |
| Blade Colors: | Pink / Light Pink |

PRODUCT SPECIFICATIONS

Yarn Characteristics

Type: Monofilament PE with Thatch

Composition/Structure: Polyethylene

Denier: 5,500/3,800

Colors: Pink / Light Pink

Blade Shape: Oval Shape

Turf Characteristics

Pile/Face Weight: Approx. 29 Ounces

Pile Height: Approx. 0.75 Inches

Machine Gauge: 3/8 inch

Thatch Color: Pink

Total Product Weight: Approx 56 Ounces Per Square Yard

Backing Characteristics

Primary Composition: 13 PIC **Secondary Composition:** 15 PIC

Weight: 3.5 Ounces Per Square Yard **Tuft Bind:** 10+ Pounds

Finish Coating: Polyurethane 10 Ounces Per Square Yard*

Manufactured Rolls

Width: 12 Feet **Length:** 100 Feet

Shipping Weight: 468 Pounds*

Roll Diameter: 24 Inches

Particulate Infill

Type: Quality Infill

Weight: 1.5-2.5 Lbs Per Sq Ft*

Colors: Green, Black, or Natural



Main Advantages:


- Designed to truly replicate grass with enhanced recovery
- Heat and frost resistant/ UV stabilized
- No harmful environmental effects, Not water soluble
- Uniquely formulated backing for greater seam strength

Recommended Maintenance:

Rinse and groom as needed to limit matting

Drainage Rate: 30+ inches of rain per hour per square yard

* Approximate Weight



Pet Turf

- Built with TigerCool™ Technology which reduces turf temperatures up to 15%.
- IPEMA Certified reducing G-Max shock, perfect for playgrounds.
- K29 Quadruple-Layered Action Backing for greater seam strength and permeability.

GENERAL FEATURES:

| | |
|-----------------------|----------------------------|
| Traffic Level: | Moderate to Heavy Traffic |
| Applications: | Landscape |
| Blade Colors: | Field Green / Clover Green |

PRODUCT SPECIFICATIONS

| Yarn Characteristics |
|---|
| Type: Monofilament PE with Thatch |
| Composition/Structure: Polyethylene |
| Denier: 10,800/5,000 |
| Colors: Field Green/Mid-Olive Green |
| Blade Shape: 3D Curvy W & 3D Curvy N |

| Turf Characteristics |
|---|
| Pile/Face Weight: Approx. 60 Ounces |
| Pile Height: Approx. 1.00 Inches |
| Machine Gauge: 3/8 inch |
| Thatch Color: Green & Tan |
| Total Product Weight: Approx 89 Ounces Per Square Yard |

| Backing Characteristics | |
|--|------------------------------|
| Primary Composition: K29 Quadruple-Layered Action Backing | |
| Weight: 7.3 Ounces Per Square Yard | Tuft Bind: 10+ Pounds |
| Finish Coating: Polyurethane 20 Ounces Per Square Yard* | |

| Manufactured Rolls | |
|-------------------------------------|-------------------------|
| Width: 15 Feet | Length: 100 Feet |
| Shipping Weight: 928 Pounds* | |
| Roll Diameter: 24 Inches | |

| Particulate Infill |
|---|
| Type: Quality Infill |
| Weight: 1.5-2.5 Lbs Per Sq Ft*† |
| Colors: Green, Black, or Natural |



Main Advantages:

- Designed to truly replicate grass with enhanced recovery
- Heat and frost resistant/ UV stabilized
- No harmful environmental effects, Not water soluble
- Uniquely formulated backing for greater seam strength


Recommended Maintenance:

Rinse and groom as needed to limit matting

Drainage Rate: 400+ inches of rain per hour per square yard

* Approximate Weight

† For IPEMA Certification, infill must be 2 pounds of Envirofill per sq ft



Artificial grass is made from plastic and should not be subject/exposed to open flames or high heat producing items.



Nylon Tee Line 1-Tone

- Developed to provide PGA performance levels to your putting game.
- K29 Triple-Layered Non-Expansive Backing for greater seam strength.
- Backed by our industry-leading 8-year warranty.

GENERAL FEATURES:

| | |
|-----------------------|---------------|
| Traffic Level: | Putting Green |
| Applications: | Putting Green |
| Blade Colors: | Pine Green |

PRODUCT SPECIFICATIONS

| Yarn Characteristics |
|-------------------------------------|
| Type: Texturized Nylon |
| Composition/Structure: Nylon |
| Denier: 10,700 |
| Colors: Pine Green |
| Blade Shape: N/A |

| Turf Characteristics |
|--|
| Pile/Face Weight: Approx. 120 Ounces |
| Pile Height: Approx. 1.00 Inches |
| Machine Gauge: 3/16 inch |
| Thatch Color: Green & Tan |
| Total Product Weight: Approx 147 Ounces Per Square Yard |

| Backing Characteristics | |
|--|------------------------------|
| Primary Composition: K29 Triple-Layered Non-Expansive Backing | |
| Weight: 7.3 Ounces Per Square Yard | Tuft Bind: 10+ Pounds |
| Finish Coating: Polyurethane 20 Ounces Per Square Yard* | |

| Manufactured Rolls | |
|---------------------------------------|-------------------------|
| Width: 15 Feet | Length: 100 Feet |
| Shipping Weight: 1,104 Pounds* | |
| Roll Diameter: 24 Inches | |

| Particulate Infill |
|---|
| Type: Quality Infill |
| Weight: 1.5-2.5 Lbs Per Sq Ft* |
| Colors: Green, Black, or Natural |



Main Advantages:

- Designed to replicate natural bent grass putting greens for the professional golfer
- Heat and frost resistant/ UV stabilized
- No harmful environmental effects, Not water soluble
- Uniquely formulated backing for greater seam strength

Recommended Maintenance:

Rinse and groom as needed to limit matting

* Approximate Weight

Artificial grass is made from plastic and should not be subject/exposed to open flames or high heat producing items.



Nylon Premier Lawn

- 100% Nylon - Delivers superior performance, stronger than polyethylene.
- Uniquely superior tuft bind of 16.5 lbs creates greater seam strength and durability.
- Built to withstand burns caused by reflective UV light from low E-Windows.

GENERAL FEATURES:

| | |
|-----------------------|---------------------------|
| Traffic Level: | Moderate to Heavy Traffic |
| Applications: | Landscape |
| Blade Colors: | Jade Green / Spring Green |

PRODUCT SPECIFICATIONS

| Yarn Characteristics | |
|---|--|
| Type: Monofilament Nylon with Thatch | |
| Composition/Structure: Nylon | |
| Denier: 8,800/1,100 | |
| Colors: Jade Green / Spring Green | |
| Blade Shape: Diamond Delustered | |

| Turf Characteristics | |
|---|--|
| Pile/Face Weight: Approx. 55 Ounces | |
| Pile Height: Approx. 1.50 Inches | |
| Machine Gauge: 3/8 inch | |
| Thatch Color: Jade & Spring Green | |
| Total Product Weight: Approx 84 Ounces Per Square Yard | |

| Backing Characteristics | |
|--|-----------------------------|
| Primary Composition: K29 Triple-Layered Non-Expansive Backing | |
| Weight: 9 oz./Sq. Yd. | Tuft Bind: 8+ Pounds |
| Finish Coating: Petroleum Polyurethane 20 Ounces Per Square Yard* | |

| Manufactured Rolls | |
|-------------------------------------|-------------------------|
| Width: 15 Feet | Length: 100 Feet |
| Shipping Weight: 960 Pounds* | |
| Roll Diameter: 24 Inches | |

| Particulate Infill |
|---|
| Type: Quality Infill |
| Weight: 1.5-2.5 Lbs Per Sq Ft* |
| Colors: Green, Black, or Natural |



Main Advantages:

- A 1.5 inch blade height helps to achieve a natural appearance
- Heat and frost resistant/ UV stabilized
- No harmful environmental effects, Not water soluble
- Uniquely formulated backing for greater seam strength
- Combats UV window glare melting with a melting point of 400 degrees Fahrenheit
- Non-flammable, anti-acid yarn resistant to chemical attack
- Ideal for heavy traffic landscape or play areas, as well as roof deck or putting green fringe applications

Recommended Maintenance:

Rinse and groom as needed to limit matting

Drainage Rate: 30+ inches of rain per hour per square yard

* Approximate Weight

Artificial grass is made from plastic and should not be subject/exposed to open flames or high heat producing items.



Nature's Best

- Features a unique blend of green and brown colors to provide a natural look to any yard.
- Each blade is triple reinforced within the backing to ensure the longevity of the turf.
- Backed by our industry leading 15 year warranty.

GENERAL FEATURES:

| | |
|-----------------------|--------------------------------|
| Traffic Level: | Moderate Traffic |
| Applications: | Landscape |
| Blade Colors: | Field Green / Lime Green / Tan |

PRODUCT SPECIFICATIONS

| Yarn Characteristics |
|---|
| Type: Monofilament PE with Thatch |
| Composition/Structure: Polyethylene |
| Denier: 10,800/4,000 |
| Colors: Field Green / Lime Green / Tan |
| Blade Shape: C Spine |

| Turf Characteristics |
|---|
| Pile/Face Weight: Approx. 67 Ounces |
| Pile Height: Approx. 1.75 Inches |
| Machine Gauge: 3/8 inch |
| Thatch Color: Green & Tan |
| Total Product Weight: Approx 94 Ounces Per Square Yard |

| Backing Characteristics |
|---|
| Primary Composition: 13 PIC Secondary Composition: 15 PIC |
| Weight: 3.5 Ounces Per Square Yard Tuft Bind: 10+ Pounds |
| Finish Coating: Polyurethane 10 Ounces Per Square Yard* |

| Manufactured Rolls |
|---|
| Width: 15 Feet Length: 100 Feet |
| Shipping Weight: 1,020 Pounds* |
| Roll Diameter: 24 Inches |

| Particulate Infill |
|---|
| Type: Quality Infill |
| Weight: 1.5-2.5 Lbs Per Sq Ft* |
| Colors: Green, Black, or Natural |



Main Advantages:

- Designed to truly replicate grass with enhanced recovery
- Heat and frost resistant/ UV stabilized
- No harmful environmental effects, Not water soluble
- Uniquely formulated backing for greater seam strength

Recommended Maintenance:

Rinse and groom as needed to limit matting

Drainage Rate: 30+ inches of rain per hour per square yard

** Approximate Weight

* 15 Year does not apply to AZ - AZ is 10 Year



Nylon Putt 2-Tone

- Developed to provide PGA performance levels to your putting game.
- K29 Triple-Layered Non-Expansive Backing for greater seam strength.
- Backed by our industry-leading 8-year warranty.

GENERAL FEATURES:

| | |
|-----------------------|--------------------------|
| Traffic Level: | Putting Green |
| Applications: | Putting Green |
| Blade Colors: | Field Green / Lime Green |

PRODUCT SPECIFICATIONS

| Yarn Characteristics |
|---|
| Type: Texturized Nylon |
| Composition/Structure: Nylon |
| Denier: 4,500 |
| Colors: Field Green / Lime Green |
| Blade Shape: N/A |

| Turf Characteristics |
|---|
| Pile/Face Weight: Approx. 36 Ounces |
| Pile Height: Approx. 0.50 Inches |
| Machine Gauge: 3/16 inch |
| Thatch Color: N/A |
| Total Product Weight: Approx 61 Ounces Per Square Yard |

| Backing Characteristics | |
|--|------------------------------|
| Primary Composition: K29 Triple-Layered Non-Expansive Backing | |
| Weight: 7.3 Ounces Per Square Yard | Tuft Bind: 10+ Pounds |
| Finish Coating: Polyurethane 20 Ounces Per Square Yard* | |

| Manufactured Rolls | |
|-------------------------------------|-------------------------|
| Width: 15 Feet | Length: 100 Feet |
| Shipping Weight: 677 Pounds* | |
| Roll Diameter: 24 Inches | |

| Particulate Infill |
|---|
| Type: Quality Infill |
| Weight: 1.5-2.5 Lbs Per Sq Ft* |
| Colors: Green, Black, or Natural |



Main Advantages:

- Designed to replicate natural bent grass putting greens for the professional golfer
- Heat and frost resistant/ UV stabilized
- No harmful environmental effects, Not water soluble
- Uniquely formulated backing for greater seam strength

Recommended Maintenance:

Rinse and groom as needed to limit matting

* Approximate Weight

Artificial grass is made from plastic and should not be subject/exposed to open flames or high heat producing items.



Multipurpose

- Features a natural and lush colorway for a perfect lawn year-round.
- Ideal for areas with higher foot traffic.
- Backed by our industry leading 15 year warranty.

GENERAL FEATURES:

| | |
|-----------------------|---------------------------|
| Traffic Level: | Moderate to Heavy Traffic |
| Applications: | Landscape |
| Blade Colors: | Field Green / Apple Green |

PRODUCT SPECIFICATIONS

Yarn Characteristics

Type: Monofilament PE with Thatch

Composition/Structure: Polyethylene

Denier: 12,000/4,400

Colors: Field Green / Apple Green

Blade Shape: 3D Curvy W

Turf Characteristics

Pile/Face Weight: Approx. 72 Ounces

Pile Height: Approx. 1.375 Inches

Machine Gauge: 3/8 inch

Thatch Color: Green & Tan

Total Product Weight: Approx 99 Ounces Per Square Yard

Backing Characteristics

Primary Composition: 13 PIC **Secondary Composition:** 15 PIC

Weight: 3.5 Ounces Per Square Yard

Tuft Bind: 10+ Pounds

Finish Coating: Polyurethane 10 Ounces Per Square Yard*

Manufactured Rolls

Width: 15 Feet

Length: 100 Feet

Shipping Weight: 1,080 Pounds*

Roll Diameter: 24 Inches

Particulate Infill

Type: Quality Infill

Weight: 1.5-2.5 Lbs Per Sq Ft*

Colors: Green, Black, or Natural



Main Advantages:

- Designed to truly replicate grass with enhanced recovery
- Heat and frost resistant/ UV stabilized
- No harmful environmental effects, Not water soluble
- Uniquely formulated backing for greater seam strength

Recommended Maintenance:

Rinse and groom as needed to limit matting

Drainage Rate: 30+ inches of rain per hour per square yard

* Approximate Weight



Marquee Pro Natural

- Features a natural and lush colorway for a perfect lawn year-round.
- K29 Quadruple-Layered Non-Expansive Backing for greater seam strength.
- Backed by our industry-leading 15-year warranty.

GENERAL FEATURES:

| | |
|-----------------------|--------------------------------|
| Traffic Level: | Moderate to Heavy Traffic |
| Applications: | Landscape |
| Blade Colors: | ⅔ Field Green / ⅓ Clover Green |

PRODUCT SPECIFICATIONS

| Yarn Characteristics | |
|---|--|
| Type: Monofilament PE with Thatch | |
| Composition/Structure: Polyethylene | |
| Denier: 10,800/5,000 | |
| Colors: ⅔ Field Green / ⅓ Clover Green | |
| Blade Shape: Diamond Delustered & Mini Ultra | |

| Turf Characteristics | |
|--|--|
| Pile/Face Weight: Approx. 75 Ounces | |
| Pile Height: Approx. 1.875 Inches | |
| Machine Gauge: 3/8 inch | |
| Thatch Color: Green & Tan | |
| Total Product Weight: Approx 102 Ounces Per Square Yard | |

| Backing Characteristics | |
|--|------------------------------|
| Primary Composition: K29 Quadruple-Layered Action Backing | |
| Weight: 7.3 Ounces Per Square Yard | Tuft Bind: 10+ Pounds |
| Finish Coating: Polyurethane 20 Ounces Per Square Yard* | |

| Manufactured Rolls | |
|---------------------------------------|-------------------------|
| Width: 15 Feet | Length: 100 Feet |
| Shipping Weight: 1,065 Pounds* | |
| Roll Diameter: 24 Inches | |

| Particulate Infill |
|---|
| Type: Quality Infill |
| Weight: 1.5-2.5 Lbs Per Sq Ft* |
| Colors: Green, Black, or Natural |



Main Advantages:


- Designed to truly replicate grass with enhanced recovery
- Heat and frost resistant/ UV stabilized
- No harmful environmental effects, Not water soluble
- Uniquely formulated backing for greater seam strength

Recommended Maintenance:

Rinse and groom as needed to limit matting

Drainage Rate: 400+ inches of rain per hour per square yard

* Approximate Weight



Artificial grass is made from plastic and should not be subject/exposed to open flames or high heat producing items.



Malibu Fescue Pro

- Features a natural and lush colorway for a perfect lawn year-round.
- Ideal for heavy foot traffic areas.
- Backed by our industry leading 15 year warranty.

GENERAL FEATURES:

| | |
|-----------------------|---------------------------|
| Traffic Level: | Heavy Traffic |
| Applications: | Landscape |
| Blade Colors: | Field Green / Olive Green |

PRODUCT SPECIFICATIONS

Yarn Characteristics

Type: Monofilament PE with Thatch

Composition/Structure: Polyethylene

Denier: 10,800/4,000

Colors: Field Green / Olive Green

Blade Shape: Corrugated Shape

Turf Characteristics

Pile/Face Weight: Approx. 90 Ounces

Pile Height: Approx. 1.875 Inches

Machine Gauge: 3/8 inch

Thatch Color: Green & Tan

Total Product Weight: Approx 117 Ounces Per Square Yard

Backing Characteristics

Primary Composition: 13 PIC **Secondary Composition:** 15 PIC

Weight: 3.5 Ounces Per Square Yard

Tuft Bind: 10+ Pounds

Finish Coating: Polyurethane 10 Ounces Per Square Yard*

Manufactured Rolls

Width: 15 Feet

Length: 100 Feet

Shipping Weight: 1,100 Pounds*

Roll Diameter: 24 Inches

Particulate Infill

Type: Quality Infill

Weight: 1.5-2.5 Lbs Per Sq Ft*

Colors: Green, Black, or Natural



Main Advantages:

- Designed to truly replicate grass with enhanced recovery
- Heat and frost resistant/ UV stabilized
- No harmful environmental effects, Not water soluble
- Uniquely formulated backing for greater seam strength

Recommended Maintenance:

Rinse and groom as needed to limit matting

Drainage Rate: 30+ inches of rain per hour per square yard

* Approximate Weight

Artificial grass is made from plastic and should not be subject/exposed to open flames or high heat producing items.



Malibu Fescue Light

- Features a natural and lush colorway for a perfect lawn year-round.
- Ideal for light to moderate foot traffic areas.
- Backed by our industry leading 15 year warranty.

GENERAL FEATURES:

| | |
|-----------------------|---------------------------|
| Traffic Level: | Light to Moderate Traffic |
| Applications: | Landscape |
| Blade Colors: | Field Green / Olive Green |

PRODUCT SPECIFICATIONS

| Yarn Characteristics |
|--|
| Type: Monofilament PE with Thatch |
| Composition/Structure: Polyethylene |
| Denier: 10,800/4,000 |
| Colors: Field Green / Olive Green |
| Blade Shape: Corrugated Shape |

| Turf Characteristics |
|---|
| Pile/Face Weight: Approx. 52 Ounces |
| Pile Height: Approx. 1.50 Inches |
| Machine Gauge: 3/8 inch |
| Thatch Color: Green & Tan |
| Total Product Weight: Approx 79 Ounces Per Square Yard |

| Backing Characteristics |
|---|
| Primary Composition: 13 PIC Secondary Composition: 15 PIC |
| Weight: 3.5 Ounces Per Square Yard Tuft Bind: 10+ Pounds |
| Finish Coating: Polyurethane 10 Ounces Per Square Yard* |

| Manufactured Rolls |
|---|
| Width: 15 Feet Length: 100 Feet |
| Shipping Weight: 850 Pounds* |
| Roll Diameter: 24 Inches |

| Particulate Infill |
|---|
| Type: Quality Infill |
| Weight: 1.5-2.5 Lbs Per Sq Ft* |
| Colors: Green, Black, or Natural |



Main Advantages:

- Designed to truly replicate grass with enhanced recovery
- Heat and frost resistant/ UV stabilized
- No harmful environmental effects, Not water soluble
- Uniquely formulated backing for greater seam strength

Recommended Maintenance:

Rinse and groom as needed to limit matting

Drainage Rate: 30+ inches of rain per hour per square yard

* Approximate Weight



Malibu Fescue Green Thatch

- Features a natural and lush colorway for a perfect lawn year-round.
- Ideal for moderate foot traffic areas.
- Backed by our industry leading 15 year warranty.

GENERAL FEATURES:

| | |
|-----------------------|---------------------------|
| Traffic Level: | Moderate Traffic |
| Applications: | Landscape |
| Blade Colors: | Field Green / Olive Green |

PRODUCT SPECIFICATIONS

Yarn Characteristics

Type: Monofilament PE with Thatch

Composition/Structure: Polyethylene

Denier: 10,800/4,000

Colors: Field Green / Olive Green

Blade Shape: Corrugated Shape

Turf Characteristics

Pile/Face Weight: Approx. 68 Ounces

Pile Height: Approx. 1.75 Inches

Machine Gauge: 3/8 inch

Thatch Color: Green & Tan

Total Product Weight: Approx 95 Ounces Per Square Yard

Backing Characteristics

Primary Composition: 13 PIC **Secondary Composition:** 15 PIC

Weight: 3.5 Ounces Per Square Yard

Tuft Bind: 10+ Pounds

Finish Coating: Polyurethane 10 Ounces Per Square Yard*

Manufactured Rolls

Width: 15 Feet

Length: 100 Feet

Shipping Weight: 1,040 Pounds*

Roll Diameter: 24 Inches

Particulate Infill

Type: Quality Infill

Weight: 1.5-2.5 Lbs Per Sq Ft*

Colors: Green, Black, or Natural



Main Advantages:

- Designed to truly replicate grass with enhanced recovery
- Heat and frost resistant/ UV stabilized
- No harmful environmental effects, Not water soluble
- Uniquely formulated backing for greater seam strength

Recommended Maintenance:

Rinse and groom as needed to limit matting

Drainage Rate: 30+ inches of rain per hour per square yard

* Approximate Weight



Malibu Fescue

- Features a natural and lush colorway for a perfect lawn year-round.
- Ideal for moderate foot traffic areas.
- Backed by our industry leading 15 year warranty.

GENERAL FEATURES:

| | |
|-----------------------|---------------------------|
| Traffic Level: | Moderate Traffic |
| Applications: | Landscape |
| Blade Colors: | Field Green / Olive Green |

PRODUCT SPECIFICATIONS

Yarn Characteristics

Type: Monofilament PE with Thatch

Composition/Structure: Polyethylene

Denier: 10,800/4,000

Colors: Field Green / Olive Green

Blade Shape: Corrugated Shape

Turf Characteristics

Pile/Face Weight: Approx. 68 Ounces

Pile Height: Approx. 1.75 Inches

Machine Gauge: 3/8 inch

Thatch Color: Green & Tan

Total Product Weight: Approx 95 Ounces Per Square Yard

Backing Characteristics

Primary Composition: 13 PIC **Secondary Composition:** 15 PIC

Weight: 3.5 Ounces Per Square Yard **Tuft Bind:** 10+ Pounds

Finish Coating: Polyurethane 10 Ounces Per Square Yard*

Manufactured Rolls

Width: 15 Feet **Length:** 100 Feet

Shipping Weight: 1,040 Pounds*

Roll Diameter: 24 Inches

Particulate Infill

Type: Quality Infill

Weight: 1.5-2.5 Lbs Per Sq Ft*

Colors: Green, Black, or Natural



Main Advantages:

- Designed to truly replicate grass with enhanced recovery
- Heat and frost resistant/ UV stabilized
- No harmful environmental effects, Not water soluble
- Uniquely formulated backing for greater seam strength

Recommended Maintenance:

Rinse and groom as needed to limit matting

Drainage Rate: 30+ inches of rain per hour per square yard

* Approximate Weight



Majestic

- Features a natural and lush colorway for a perfect lawn year-round.
- K29 Quadruple-Layered Non-Expansive Backing for greater seam strength.
- Backed by our industry-leading 15-year warranty.

GENERAL FEATURES:

| | |
|-----------------------|--------------------------------|
| Traffic Level: | Moderate to Heavy Traffic |
| Applications: | Landscape |
| Blade Colors: | Field Green / Lime Green / Tan |

PRODUCT SPECIFICATIONS

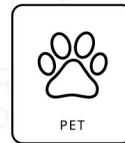
| Yarn Characteristics |
|---|
| Type: Monofilament PE with Thatch |
| Composition/Structure: Polyethylene |
| Denier: 26,000/5,000 |
| Colors: Field Green / Lime Green / Tan |
| Blade Shape: 3D Curvy W & Oval Shape |

| Turf Characteristics |
|---|
| Pile/Face Weight: Approx. 68 Ounces |
| Pile Height: Approx. 1.625 Inches |
| Machine Gauge: 3/8 inch |
| Thatch Color: Green & Tan |
| Total Product Weight: Approx 95 Ounces Per Square Yard |

| Backing Characteristics | |
|--|------------------------------|
| Primary Composition: K29 Quadruple-Layered Action Backing | |
| Weight: 7.3 Ounces Per Square Yard | Tuft Bind: 10+ Pounds |
| Finish Coating: Polyurethane 20 Ounces Per Square Yard* | |

| Manufactured Rolls | |
|-------------------------------------|-------------------------|
| Width: 15 Feet | Length: 100 Feet |
| Shipping Weight: 945 Pounds* | |
| Roll Diameter: 24 Inches | |

| Particulate Infill |
|---|
| Type: Quality Infill |
| Weight: 1.5-2.5 Lbs Per Sq Ft* |
| Colors: Green, Black, or Natural |



Main Advantages:


- Designed to truly replicate grass with enhanced recovery
- Heat and frost resistant/ UV stabilized
- No harmful environmental effects, Not water soluble
- Uniquely formulated backing for greater seam strength

Recommended Maintenance:

Rinse and groom as needed to limit matting

Drainage Rate: 400+ inches of rain per hour per square yard

* Approximate Weight



Artificial grass is made from plastic and should not be subject/exposed to open flames or high heat producing items.



Lush

- Features a natural and lush colorway for a perfect lawn year-round.
- K29 Quadruple-Layered Non-Expansive Backing for greater seam strength.
- Backed by our industry-leading 15-year warranty.

GENERAL FEATURES:

| | |
|-----------------------|------------------|
| Traffic Level: | Moderate Traffic |
| Applications: | Landscape |
| Blade Colors: | Field Green |

PRODUCT SPECIFICATIONS

Yarn Characteristics

| |
|--|
| Type: Monofilament PE with Thatch |
| Composition/Structure: Polyethylene/Polypropylene |
| Denier: 14,000/4,400 |
| Colors: Field Green Blend |
| Blade Shape: Ribbed, Tapered Oval, Flared 3D W |

Turf Characteristics

| |
|--|
| Face Weight: Approx. 85 Ounces |
| Pile Height: Approx. 2 Inches |
| Machine Gauge: 3/8 inch |
| Thatch Color: Green & Tan |
| Total Weight: Approx 112 Ounces Per Square Yard |

Backing Characteristics

| | |
|--|------------------------------|
| Primary Composition: K29 Quadruple-Layered Action Backing | |
| Weight: 7.3 Ounces Per Square Yard | Tuft Bind: 10+ Pounds |
| Finish Coating: Polyurethane 20 Ounces Per Square Yard* | |

Manufactured Rolls

| | |
|--------------------------------------|-------------------------|
| Width: 15 Feet | Length: 100 Feet |
| Shipping Weight: 1200 Pounds* | |
| Roll Diameter: 24 Inches | |

Particulate Infill

| |
|---|
| Type: Quality Infill |
| Weight: 1.5-2.5 Lbs Per Sq Ft* |
| Colors: Green, Black, or Natural |



Main Advantages:


- Designed to truly replicate grass with enhanced recovery
- Heat and frost resistant/ UV stabilized
- No harmful environmental effects, Not water soluble
- Uniquely formulated backing for greater seam strength

Recommended Maintenance:

Rinse and groom as needed to limit matting

Drainage Rate: 400+ inches of rain per hour per square yard

* Approximate Weight



Artificial grass is made from plastic and should not be subject/exposed to open flames or high heat producing items.



Everlast Pet Turf

- Features a natural and lush colorway for a perfect lawn year-round.
- Created specifically with our furry friends in mind so they can play all day long.
- Backed by our industry leading 15 year warranty.

GENERAL FEATURES:

| | |
|-----------------------|---------------------------|
| Traffic Level: | Moderate to Heavy Traffic |
| Applications: | Landscape |
| Blade Colors: | Field Green / Olive Green |

PRODUCT SPECIFICATIONS

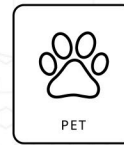
| Yarn Characteristics |
|--|
| Type: Monofilament PE with Thatch |
| Composition/Structure: Polyethylene |
| Denier: 12,000/4,500 |
| Colors: Field Green / Olive Green |
| Blade Shape: S Blade |

| Turf Characteristics |
|---|
| Pile/Face Weight: Approx. 60 Ounces |
| Pile Height: Approx. 1.00 Inches |
| Machine Gauge: 3/8 inch |
| Thatch Color: Green & Tan |
| Total Product Weight: Approx 87 Ounces Per Square Yard |

| Backing Characteristics |
|---|
| Primary Composition: 13 PIC Secondary Composition: 15 PIC |
| Weight: 3.5 Ounces Per Square Yard Tuft Bind: 10+ Pounds |
| Finish Coating: Polyurethane 10 Ounces Per Square Yard* |

| Manufactured Rolls |
|---|
| Width: 15 Feet Length: 100 Feet |
| Shipping Weight: 931 Pounds* |
| Roll Diameter: 24 Inches |

| Particulate Infill |
|---|
| Type: Quality Infill |
| Weight: 1.5-2.5 Lbs Per Sq Ft* |
| Colors: Green, Black, or Natural |



Main Advantages:

- Designed to truly replicate grass with enhanced recovery
- Heat and frost resistant/ UV stabilized
- No harmful environmental effects, Not water soluble
- Uniquely formulated backing for greater seam strength

Recommended Maintenance:

Rinse and groom as needed to limit matting

Drainage Rate: 30+ inches of rain per hour per square yard

* Approximate Weight

Artificial grass is made from plastic and should not be subject/exposed to open flames or high heat producing items.



Everglade Spring Pro

- Features a natural and lush colorway for a perfect lawn year-round.
- K29 Triple-Layered Non-Expansive Backing for greater seam strength.
- Backed by our industry-leading 15-year warranty.

GENERAL FEATURES:

| | |
|-----------------------|---------------------------|
| Traffic Level: | Moderate to Heavy Traffic |
| Applications: | Landscape |
| Blade Colors: | Field Green / Lime Green |

PRODUCT SPECIFICATIONS

| Yarn Characteristics |
|--|
| Type: Monofilament PE with Thatch |
| Composition/Structure: Polyethylene |
| Denier: 9,000/5,000 |
| Colors: Field Green/Lime Green |
| Blade Shape: Omega Shape |

| Turf Characteristics |
|--|
| Pile/Face Weight: Approx. 75 Ounces |
| Pile Height: Approx. 1.75 Inches |
| Machine Gauge: 3/8 inch |
| Thatch Color: Green & Tan |
| Total Product Weight: Approx 102 Ounces Per Square Yard |

| Backing Characteristics | |
|--|------------------------------|
| Primary Composition: K29 Triple-Layered Non-Expansive Backing | |
| Weight: 7.3 Ounces Per Square Yard | Tuft Bind: 10+ Pounds |
| Finish Coating: Polyurethane 20 Ounces Per Square Yard* | |

| Manufactured Rolls | |
|---------------------------------------|-------------------------|
| Width: 15 Feet | Length: 100 Feet |
| Shipping Weight: 1,065 Pounds* | |
| Roll Diameter: 24 Inches | |

| Particulate Infill |
|---|
| Type: Quality Infill |
| Weight: 1.5-2.5 Lbs Per Sq Ft*† |
| Colors: Green, Black, or Natural |



Main Advantages:

- Designed to truly replicate grass with enhanced recovery
- Heat and frost resistant/ UV stabilized
- No harmful environmental effects, Not water soluble
- Uniquely formulated backing for greater seam strength

Recommended Maintenance:

Rinse and groom as needed to limit matting

Drainage Rate: 30+ inches of rain per hour per square yard

* Approximate Weight

† For IPEMA Certification, infill must be 2 pounds of Envirofill per sq ft

Artificial grass is made from plastic and should not be subject/exposed to open flames or high heat producing items.



Everglade Spring Light

- Features a natural and lush colorway for a perfect lawn year-round.
- K29 Triple-Layered Non-Expansive Backing for greater seam strength.
- Backed by our industry-leading 15-year warranty.

GENERAL FEATURES:

| | |
|-----------------------|---------------------------|
| Traffic Level: | Light to Moderate Traffic |
| Applications: | Landscape |
| Blade Colors: | Field Green / Lime Green |

PRODUCT SPECIFICATIONS

| Yarn Characteristics | |
|--|--|
| Type: Monofilament PE with Thatch | |
| Composition/Structure: Polyethylene | |
| Denier: 9,000/5,000 | |
| Colors: Field Green/Lime Green | |
| Blade Shape: Omega Shape | |

| Turf Characteristics | |
|---|--|
| Pile/Face Weight: Approx. 50 Ounces | |
| Pile Height: Approx. 1.50 Inches | |
| Machine Gauge: 3/8 inch | |
| Thatch Color: Green & Tan | |
| Total Product Weight: Approx 77 Ounces Per Square Yard | |

| Backing Characteristics | |
|--|------------------------------|
| Primary Composition: K29 Triple-Layered Non-Expansive Backing | |
| Weight: 7.3 Ounces Per Square Yard | Tuft Bind: 10+ Pounds |
| Finish Coating: Polyurethane 20 Ounces Per Square Yard* | |

| Manufactured Rolls | |
|-------------------------------------|-------------------------|
| Width: 15 Feet | Length: 100 Feet |
| Shipping Weight: 800 Pounds* | |
| Roll Diameter: 24 Inches | |

| Particulate Infill |
|---|
| Type: Quality Infill |
| Weight: 1.5-2.5 Lbs Per Sq Ft* |
| Colors: Green, Black, or Natural |



Main Advantages:

- Designed to truly replicate grass with enhanced recovery
- Heat and frost resistant/ UV stabilized
- No harmful environmental effects, Not water soluble
- Uniquely formulated backing for greater seam strength

Recommended Maintenance:

Rinse and groom as needed to limit matting

Drainage Rate: 30+ inches of rain per hour per square yard

* Approximate Weight



Everglade Spring

- Features a natural and lush colorway for a perfect lawn year-round.
- K29 Triple-Layered Non-Expansive Backing for greater seam strength.
- Backed by our industry-leading 15-year warranty.

GENERAL FEATURES:

| | |
|-----------------------|--------------------------|
| Traffic Level: | Moderate Traffic |
| Applications: | Landscape |
| Blade Colors: | Field Green / Lime Green |

PRODUCT SPECIFICATIONS

| Yarn Characteristics |
|--|
| Type: Monofilament PE with Thatch |
| Composition/Structure: Polyethylene |
| Denier: 9,000/5,000 |
| Colors: Field Green/Lime Green |
| Blade Shape: Omega Shape |

| Turf Characteristics |
|---|
| Pile/Face Weight: Approx. 60 Ounces |
| Pile Height: Approx. 1.625 Inches |
| Machine Gauge: 3/8 inch |
| Thatch Color: Green & Tan |
| Total Product Weight: Approx 87 Ounces Per Square Yard |

| Backing Characteristics | |
|--|------------------------------|
| Primary Composition: K29 Triple-Layered Non-Expansive Backing | |
| Weight: 7.3 Ounces Per Square Yard | Tuft Bind: 10+ Pounds |
| Finish Coating: Polyurethane 20 Ounces Per Square Yard* | |

| Manufactured Rolls | |
|-------------------------------------|-------------------------|
| Width: 15 Feet | Length: 100 Feet |
| Shipping Weight: 908 Pounds* | |
| Roll Diameter: 24 Inches | |

| Particulate Infill |
|---|
| Type: Quality Infill |
| Weight: 1.5-2.5 Lbs Per Sq Ft*† |
| Colors: Green, Black, or Natural |



Main Advantages:

- Designed to truly replicate grass with enhanced recovery
- Heat and frost resistant/ UV stabilized
- No harmful environmental effects, Not water soluble
- Uniquely formulated backing for greater seam strength

Recommended Maintenance:

Rinse and groom as needed to limit matting

Drainage Rate: 30+ inches of rain per hour per square yard

* Approximate Weight

† For IPEMA Certification, infill must be 2 pounds of Envirofill per sq ft



Everglade Fescue Pro

- Features a natural and lush colorway for a perfect lawn year-round.
- K29 Triple-Layered Non-Expansive Backing for greater seam strength.
- Backed by our industry-leading 15-year warranty.

GENERAL FEATURES:

| | |
|-----------------------|---------------------------|
| Traffic Level: | Moderate to Heavy Traffic |
| Applications: | Landscape |
| Blade Colors: | Field Green / Olive Green |

PRODUCT SPECIFICATIONS

Yarn Characteristics

Type: Monofilament PE with Thatch

Composition/Structure: Polyethylene

Denier: 9,000/5,000

Colors: Field Green/Olive Green

Blade Shape: Omega Shape

Turf Characteristics

Pile/Face Weight: Approx. 75 Ounces

Pile Height: Approx. 1.75 Inches

Machine Gauge: 3/8 inch

Thatch Color: Green & Tan

Total Product Weight: Approx 102 Ounces Per Square Yard

Backing Characteristics

Primary Composition: K29 Triple-Layered Non-Expansive Backing

Weight: 7.3 Ounces Per Square Yard **Tuft Bind:** 10+ Pounds

Finish Coating: Polyurethane 20 Ounces Per Square Yard**

Manufactured Rolls

Width: 15 Feet **Length:** 100 Feet

Shipping Weight: 1,065 Pounds*

Roll Diameter: 24 Inches

Particulate Infill

Type: Quality Infill

Weight: 1.5-2.5 Lbs Per Sq Ft†

Colors: Green, Black, or Natural



Main Advantages:

- Designed to truly replicate grass with enhanced recovery
- Heat and frost resistant/ UV stabilized
- No harmful environmental effects, Not water soluble
- Uniquely formulated backing for greater seam strength

Recommended Maintenance:

Rinse and groom as needed to limit matting

Drainage Rate: 30+ inches of rain per hour per square yard

* Approximate Weight

† For IPEMA Certification, infill must be 2 pounds of Envirofill per sq ft



Everglade Fescue Light

- Features a natural and lush colorway for a perfect lawn year-round.
- K29 Triple-Layered Non-Expansive Backing for greater seam strength.
- Backed by our industry-leading 15-year warranty.

GENERAL FEATURES:

| | |
|-----------------------|---------------------------|
| Traffic Level: | Light to Moderate Traffic |
| Applications: | Landscape |
| Blade Colors: | Field Green / Olive Green |

PRODUCT SPECIFICATIONS

| Yarn Characteristics |
|--|
| Type: Monofilament PE with Thatch |
| Composition/Structure: Polyethylene |
| Denier: 9,000/5,000 |
| Colors: Field Green/Olive Green |
| Blade Shape: Omega Shape |

| Turf Characteristics |
|---|
| Pile/Face Weight: Approx. 50 Ounces |
| Pile Height: Approx. 1.50 Inches |
| Machine Gauge: 3/8 inch |
| Thatch Color: Green & Tan |
| Total Product Weight: Approx 77 Ounces Per Square Yard |

| Backing Characteristics | |
|--|------------------------------|
| Primary Composition: K29 Triple-Layered Non-Expansive Backing | |
| Weight: 7.3 Ounces Per Square Yard | Tuft Bind: 10+ Pounds |
| Finish Coating: Polyurethane 20 Ounces Per Square Yard* | |

| Manufactured Rolls | |
|-------------------------------------|-------------------------|
| Width: 15 Feet | Length: 100 Feet |
| Shipping Weight: 800 Pounds* | |
| Roll Diameter: 24 Inches | |

| Particulate Infill |
|---|
| Type: Quality Infill |
| Weight: 1.5-2.5 Lbs Per Sq Ft* |
| Colors: Green, Black, or Natural |



Main Advantages:

- Designed to truly replicate grass with enhanced recovery
- Heat and frost resistant/ UV stabilized
- No harmful environmental effects, Not water soluble
- Uniquely formulated backing for greater seam strength

Recommended Maintenance:

Rinse and groom as needed to limit matting

Drainage Rate: 30+ inches of rain per hour per square yard

* Approximate Weight



Everglade Fescue

- Features a natural and lush colorway for a perfect lawn year-round.
- K29 Triple-Layered Non-Expansive Backing for greater seam strength.
- Backed by our industry-leading 15-year warranty.

GENERAL FEATURES:

| | |
|-----------------------|---------------------------|
| Traffic Level: | Moderate Traffic |
| Applications: | Landscape |
| Blade Colors: | Field Green / Olive Green |

PRODUCT SPECIFICATIONS

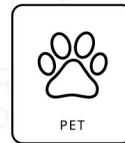
| Yarn Characteristics |
|--|
| Type: Monofilament PE with Thatch |
| Composition/Structure: Polyethylene |
| Denier: 9,000/5,000 |
| Colors: Field Green/Olive Green |
| Blade Shape: Omega Shape |

| Turf Characteristics |
|---|
| Pile/Face Weight: Approx. 60 Ounces |
| Pile Height: Approx. 1.625 Inches |
| Machine Gauge: 3/8 inch |
| Thatch Color: Green & Tan |
| Total Product Weight: Approx 87 Ounces Per Square Yard |

| Backing Characteristics | |
|--|------------------------------|
| Primary Composition: K29 Triple-Layered Non-Expansive Backing | |
| Weight: 7.3 Ounces Per Square Yard | Tuft Bind: 10+ Pounds |
| Finish Coating: Polyurethane 20 Ounces Per Square Yard* | |

| Manufactured Rolls | |
|-------------------------------------|-------------------------|
| Width: 15 Feet | Length: 100 Feet |
| Shipping Weight: 908 Pounds* | |
| Roll Diameter: 24 Inches | |

| Particulate Infill |
|---|
| Type: Quality Infill |
| Weight: 1.5-2.5 Lbs Per Sq Ft* |
| Colors: Green, Black, or Natural |



Main Advantages:

- Designed to truly replicate grass with enhanced recovery
- Heat and frost resistant/ UV stabilized
- No harmful environmental effects, Not water soluble
- Uniquely formulated backing for greater seam strength

Recommended Maintenance:

Rinse and groom as needed to limit matting

Drainage Rate: 30+ inches of rain per hour per square yard

* Approximate Weight



Emerald Light

- Features a natural and lush colorway for a perfect lawn year-round.
- Ideal for light to moderate foot traffic areas.
- Backed by our industry leading 15 year warranty.

GENERAL FEATURES:

| | |
|-----------------------|---------------------------------|
| Traffic Level: | Light to Moderate Traffic |
| Applications: | Landscape |
| Blade Colors: | Field Green / Light Olive Green |

PRODUCT SPECIFICATIONS

| Yarn Characteristics |
|--|
| Type: Monofilament PE with Thatch |
| Composition/Structure: Polyethylene |
| Denier: 8,000/4,400 |
| Colors: Field Green / Light Olive Green |
| Blade Shape: U Shape |

| Turf Characteristics |
|---|
| Pile/Face Weight: Approx. 52 Ounces |
| Pile Height: Approx. 1.50 Inches |
| Machine Gauge: 3/8 inch |
| Thatch Color: Green & Tan |
| Total Product Weight: Approx 79 Ounces Per Square Yard |

| Backing Characteristics |
|---|
| Primary Composition: 13 PIC Secondary Composition: 15 PIC |
| Weight: 3.5 Ounces Per Square Yard Tuft Bind: 10+ Pounds |
| Finish Coating: Polyurethane 10 Ounces Per Square Yard* |

| Manufactured Rolls |
|---|
| Width: 15 Feet Length: 100 Feet |
| Shipping Weight: 900 Pounds* |
| Roll Diameter: 24 Inches |

| Particulate Infill |
|---|
| Type: Quality Infill |
| Weight: 1.5-2.5 Lbs Per Sq Ft* |
| Colors: Green, Black, or Natural |



Main Advantages:

- Designed to truly replicate grass with enhanced recovery
- Heat and frost resistant/ UV stabilized
- No harmful environmental effects, Not water soluble
- Uniquely formulated backing for greater seam strength

Recommended Maintenance:

Rinse and groom as needed to limit matting

Drainage Rate: 30+ inches of rain per hour per square yard

* Approximate Weight



Emerald

- Features a natural and lush colorway for a perfect lawn year-round.
- Ideal for moderate foot traffic areas.
- Backed by our industry leading 15 year warranty.

GENERAL FEATURES:

| | |
|-----------------------|---------------------------------|
| Traffic Level: | Moderate Traffic |
| Applications: | Landscape |
| Blade Colors: | Field Green / Light Olive Green |

PRODUCT SPECIFICATIONS

Yarn Characteristics

Type: Monofilament PE with Thatch

Composition/Structure: Polyethylene

Denier: 8,000/4,400

Colors: Field Green / Light Olive Green

Blade Shape: U Shape

Turf Characteristics

Pile/Face Weight: Approx. 68 Ounces

Pile Height: Approx. 1.75 Inches

Machine Gauge: 3/8 inch

Thatch Color: Green & Tan

Total Product Weight: Approx 95 Ounces Per Square Yard

Backing Characteristics

Primary Composition: 13 PIC **Secondary Composition:** 15 PIC

Weight: 3.5 Ounces Per Square Yard **Tuft Bind:** 10+ Pounds

Finish Coating: Polyurethane 10 Ounces Per Square Yard*

Manufactured Rolls

Width: 15 Feet **Length:** 100 Feet

Shipping Weight: 1,050 Pounds*

Roll Diameter: 24 Inches

Particulate Infill

Type: Quality Infill

Weight: 1.5-2.5 Lbs Per Sq Ft*

Colors: Green, Black, or Natural



Main Advantages:

- Designed to truly replicate grass with enhanced recovery
- Heat and frost resistant/ UV stabilized
- No harmful environmental effects, Not water soluble
- Uniquely formulated backing for greater seam strength

Recommended Maintenance:

Rinse and groom as needed to limit matting

Drainage Rate: 30+ inches of rain per hour per square yard

* Approximate Weight

Artificial grass is made from plastic and should not be subject/exposed to open flames or high heat producing items.



Diamond Supreme Spring

- Built with TigerCool™ Technology which reduces turf temperatures up to 15%.
- IPEMA Certified reducing G-Max shock, perfect for playgrounds.
- K29 Triple-Layered Non-Expansive Backing for greater seam strength.

GENERAL FEATURES:

| | |
|-----------------------|----------------------------|
| Traffic Level: | Moderate Traffic |
| Applications: | Landscape |
| Blade Colors: | Field Green / Clover Green |

PRODUCT SPECIFICATIONS

Yarn Characteristics

Type: Monofilament PE with Thatch

Composition/Structure: Polyethylene

Denier: 10,800/5,000

Colors: Field Green/ Clover Green

Blade Shape: 3D Curvy W

Turf Characteristics

Pile/Face Weight: Approx. 85 Ounces

Pile Height: Approx. 2.50 Inches

Machine Gauge: 3/8 inch

Thatch Color: Green & Tan

Total Product Weight: Approx 112 Ounces Per Square Yard

Backing Characteristics

Primary Composition: K29 Triple-Layered Non-Expansive Backing

Weight: 7.3 Ounces Per Square Yard

Tuft Bind: 10+ Pounds

Finish Coating: Polyurethane 20 Ounces Per Square Yard*

Manufactured Rolls

Width: 15 Feet

Length: 80 Feet

Shipping Weight: 950 Pounds*

Roll Diameter: 24 Inches

Particulate Infill

Type: Quality Infill

Weight: 1.5-2.5 Lbs Per Sq Ft*

Colors: Green, Black, or Natural



Main Advantages:

- Designed to truly replicate grass with enhanced recovery
- Heat and frost resistant/ UV stabilized
- No harmful environmental effects, Not water soluble
- Uniquely formulated backing for greater seam strength

Recommended Maintenance:

Rinse and groom as needed to limit matting

Drainage Rate: 30+ inches of rain per hour per square yard

* Approximate Weight

Artificial grass is made from plastic and should not be subject/exposed to open flames or high heat producing items.



Diamond Supreme Fescue

- Built with TigerCool™ Technology which reduces turf temperatures up to 15%.
- IPEMA Certified reducing G-Max shock, perfect for playgrounds.
- K29 Triple-Layered Non-Expansive Backing for greater seam strength.

GENERAL FEATURES:

| | |
|-----------------------|-------------------------------|
| Traffic Level: | Moderate Traffic |
| Applications: | Landscape |
| Blade Colors: | Field Green / Mid-Olive Green |

PRODUCT SPECIFICATIONS

| Yarn Characteristics |
|---|
| Type: Monofilament PE with Thatch |
| Composition/Structure: Polyethylene |
| Denier: 10,800/5,000 |
| Colors: Field Green/ Mid-Olive Green |
| Blade Shape: 3D Curvy W |

| Turf Characteristics |
|--|
| Pile/Face Weight: Approx. 85 Ounces |
| Pile Height: Approx. 2.50 Inches |
| Machine Gauge: 3/8 inch |
| Thatch Color: Green & Tan |
| Total Product Weight: Approx 112 Ounces Per Square Yard |

| Backing Characteristics | |
|--|------------------------------|
| Primary Composition: K29 Triple-Layered Non-Expansive Backing | |
| Weight: 7.3 Ounces Per Square Yard | Tuft Bind: 10+ Pounds |
| Finish Coating: Polyurethane 20 Ounces Per Square Yard* | |

| Manufactured Rolls | |
|-------------------------------------|------------------------|
| Width: 15 Feet | Length: 80 Feet |
| Shipping Weight: 950 Pounds* | |
| Roll Diameter: 24 Inches | |

| Particulate Infill |
|---|
| Type: Quality Infill |
| Weight: 1.5-2.5 Lbs Per Sq Ft* |
| Colors: Green, Black, or Natural |



Main Advantages:

- Designed to truly replicate grass with enhanced recovery
- Heat and frost resistant/ UV stabilized
- No harmful environmental effects, Not water soluble
- Uniquely formulated backing for greater seam strength

Recommended Maintenance:

Rinse and groom as needed to limit matting

Drainage Rate: 30+ inches of rain per hour per square yard

* Approximate Weight

Artificial grass is made from plastic and should not be subject/exposed to open flames or high heat producing items.



Diamond Pro Spring

- Built with TigerCool™ Technology which reduces turf temperatures up to 15%.
- IPEMA Certified reducing G-Max shock, perfect for playgrounds.
- K29 Quadruple-Layered Action Backing for greater seam strength and permeability.

GENERAL FEATURES:

| | |
|-----------------------|----------------------------|
| Traffic Level: | Moderate to Heavy Traffic |
| Applications: | Landscape |
| Blade Colors: | Field Green / Clover Green |

PRODUCT SPECIFICATIONS

| Yarn Characteristics |
|--|
| Type: Monofilament PE with Thatch |
| Composition/Structure: Polyethylene |
| Denier: 10,800/5,000 |
| Colors: Field Green/ Clover Green |
| Blade Shape: 3D Curvy W |

| Turf Characteristics |
|--|
| Pile/Face Weight: Approx. 75 Ounces |
| Pile Height: Approx. 1.875 Inches |
| Machine Gauge: 3/8 inch |
| Thatch Color: Green & Tan |
| Total Product Weight: Approx 102 Ounces Per Square Yard |

| Backing Characteristics | |
|--|------------------------------|
| Primary Composition: K29 Quadruple-Layered Action Backing | |
| Weight: 7.3 Ounces Per Square Yard | Tuft Bind: 10+ Pounds |
| Finish Coating: Polyurethane 20 Ounces Per Square Yard* | |

| Manufactured Rolls | |
|---------------------------------------|-------------------------|
| Width: 15 Feet | Length: 100 Feet |
| Shipping Weight: 1,065 Pounds* | |
| Roll Diameter: 24 Inches | |

| Particulate Infill |
|---|
| Type: Quality Infill |
| Weight: 1.5-2.5 Lbs Per Sq Ft*† |
| Colors: Green, Black, or Natural |



Main Advantages:

- Designed to truly replicate grass with enhanced recovery
- Heat and frost resistant/ UV stabilized
- No harmful environmental effects, Not water soluble
- Uniquely formulated backing for greater seam strength


Recommended Maintenance:

Rinse and groom as needed to limit matting

Drainage Rate: 400+ inches of rain per hour per square yard

* Approximate Weight

† For IPEMA Certification, infill must be 2 pounds of Envirofill per sq ft



Artificial grass is made from plastic and should not be subject/exposed to open flames or high heat producing items.



Diamond Pro Fescue

- Built with TigerCool™ Technology which reduces turf temperatures up to 15%.
- IPEMA Certified reducing G-Max shock, perfect for playgrounds.
- K29 Quadruple-Layered Action Backing for greater seam strength and permeability.

GENERAL FEATURES:

| | |
|-----------------------|-------------------------------|
| Traffic Level: | Moderate to Heavy Traffic |
| Applications: | Landscape |
| Blade Colors: | Field Green / Mid-Olive Green |

PRODUCT SPECIFICATIONS

| Yarn Characteristics |
|--|
| Type: Monofilament PE with Thatch |
| Composition/Structure: Polyethylene |
| Denier: 10,800/5,000 |
| Colors: Field Green/Mid-Olive Green |
| Blade Shape: 3D Curvy W |

| Turf Characteristics |
|--|
| Pile/Face Weight: Approx. 75 Ounces |
| Pile Height: Approx. 1.875 Inches |
| Machine Gauge: 3/8 inch |
| Thatch Color: Green & Tan |
| Total Product Weight: Approx 102 Ounces Per Square Yard |

| Backing Characteristics | |
|--|------------------------------|
| Primary Composition: K29 Quadruple-Layered Action Backing | |
| Weight: 7.3 Ounces Per Square Yard | Tuft Bind: 10+ Pounds |
| Finish Coating: Polyurethane 20 Ounces Per Square Yard* | |

| Manufactured Rolls | |
|---------------------------------------|-------------------------|
| Width: 15 Feet | Length: 100 Feet |
| Shipping Weight: 1,065 Pounds* | |
| Roll Diameter: 24 Inches | |

| Particulate Infill |
|---|
| Type: Quality Infill |
| Weight: 1.5-2.5 Lbs Per Sq Ft*† |
| Colors: Green, Black, or Natural |



Main Advantages:

- Designed to truly replicate grass with enhanced recovery
- Heat and frost resistant/ UV stabilized
- No harmful environmental effects, Not water soluble
- Uniquely formulated backing for greater seam strength


Recommended Maintenance:

Rinse and groom as needed to limit matting

Drainage Rate: 400+ inches of rain per hour per square yard

* Approximate Weight

† For IPEMA Certification, infill must be 2 pounds of Envirofill per sq ft



Artificial grass is made from plastic and should not be subject/exposed to open flames or high heat producing items.



Diamond Light Spring

- Built with TigerCool™ Technology which reduces turf temperatures up to 15%.
- IPEMA Certified reducing G-Max shock, perfect for playgrounds.
- K29 Triple-Layered Non-Expansive Backing for greater seam strength.

GENERAL FEATURES:

| | |
|-----------------------|----------------------------|
| Traffic Level: | Moderate Traffic |
| Applications: | Landscape |
| Blade Colors: | Field Green / Clover Green |

PRODUCT SPECIFICATIONS

| Yarn Characteristics |
|--|
| Type: Monofilament PE with Thatch |
| Composition/Structure: Polyethylene |
| Denier: 10,800/5,000 |
| Colors: Field Green/Clover Green |
| Blade Shape: 3D Curvy W |

| Turf Characteristics |
|---|
| Pile/Face Weight: Approx. 60 Ounces |
| Pile Height: Approx. 1.75 Inches |
| Machine Gauge: 3/8 inch |
| Thatch Color: Green & Tan |
| Total Product Weight: Approx 87 Ounces Per Square Yard |

| Backing Characteristics | |
|--|------------------------------|
| Primary Composition/Structure: K29 Triple-Layered Non-Expansive Backing | |
| Weight: 7.3 Ounces Per Square Yard | Tuft Bind: 10+ Pounds |
| Finish Coating: Polyurethane 20 Ounces Per Square Yard* | |

| Manufactured Rolls | |
|-------------------------------------|-------------------------|
| Width: 15 Feet | Length: 100 Feet |
| Shipping Weight: 910 Pounds* | |
| Roll Diameter: 24 Inches | |

| Particulate Infill |
|---|
| Type: Quality Infill |
| Weight: 1.5-2.5 Lbs Per Sq Ft*† |
| Colors: Green, Black, or Natural |



Main Advantages:

- Designed to truly replicate grass with enhanced recovery
- Heat and frost resistant/ UV stabilized
- No harmful environmental effects, Not water soluble
- Uniquely formulated backing for greater seam strength

Recommended Maintenance:

Rinse and groom as needed to limit matting

Drainage Rate: 30+ inches of rain per hour per square yard

* Approximate Weight

† For IPEMA Certification, infill must be 2 pounds of Envirofill per sq ft

Artificial grass is made from plastic and should not be subject/exposed to open flames or high heat producing items.



Diamond Light Fescue

- Built with TigerCool™ Technology which reduces turf temperatures up to 15%.
- IPEMA Certified reducing G-Max shock, perfect for playgrounds.
- K29 Triple-Layered Non-Expansive Backing for greater seam strength.

GENERAL FEATURES:

| | |
|-----------------------|-------------------------------|
| Traffic Level: | Moderate Traffic |
| Applications: | Landscape |
| Blade Colors: | Field Green / Mid-Olive Green |

PRODUCT SPECIFICATIONS

| Yarn Characteristics |
|--|
| Type: Monofilament PE with Thatch |
| Composition/Structure: Polyethylene |
| Denier: 10,800/5,000 |
| Colors: Field Green/Mid-Olive Green |
| Blade Shape: 3D Curvy W |

| Turf Characteristics |
|---|
| Pile/Face Weight: Approx. 60 Ounces |
| Pile Height: Approx. 1.75 Inches |
| Machine Gauge: 3/8 inch |
| Thatch Color: Green & Tan |
| Total Product Weight: Approx 87 Ounces Per Square Yard |

| Backing Characteristics | |
|--|------------------------------|
| Primary Composition/Structure: K29 Triple-Layered Non-Expansive Backing | |
| Weight: 7.3 Ounces Per Square Yard | Tuft Bind: 10+ Pounds |
| Finish Coating: Polyurethane 20 Ounces Per Square Yard* | |

| Manufactured Rolls | |
|-------------------------------------|-------------------------|
| Width: 15 Feet | Length: 100 Feet |
| Shipping Weight: 910 Pounds* | |
| Roll Diameter: 24 Inches | |

| Particulate Infill |
|---|
| Type: Quality Infill |
| Weight: 1.5-2.5 Lbs Per Sq Ft*† |
| Colors: Green, Black, or Natural |



Main Advantages:

- Designed to truly replicate grass with enhanced recovery
- Heat and frost resistant/ UV stabilized
- No harmful environmental effects, Not water soluble
- Uniquely formulated backing for greater seam strength

Recommended Maintenance:

Rinse and groom as needed to limit matting

Drainage Rate: 30+ inches of rain per hour per square yard

* Approximate Weight

† For IPEMA Certification, infill must be 2 pounds of Envirofill per sq ft



Clover

- K29 Quadruple-Layered Action Backing for greater seam strength and permeability.
- Features a natural and lush colorway for a perfect lawn year-round.
- Backed by our industry-leading 15-year warranty.

GENERAL FEATURES:

| | |
|-----------------------|---------------------------|
| Traffic Level: | Moderate to Heavy Traffic |
| Applications: | Landscape |
| Blade Colors: | Field Green / Apple Green |

PRODUCT SPECIFICATIONS

| Yarn Characteristics |
|--|
| Type: Monofilament PE with Thatch |
| Composition/Structure: Polyethylene |
| Denier: 8,000/5,000 |
| Colors: Field Green/Apple Green |
| Blade Shape: 3D Curvy W |

| Turf Characteristics |
|--|
| Pile/Face Weight: Approx. 72 Ounces |
| Pile Height: Approx. 1.625 Inches |
| Machine Gauge: 3/8 inch |
| Thatch Color: Green & Tan |
| Total Product Weight: Approx. 99 Ounces Per Square Yard |

| Backing Characteristics | |
|--|------------------------------|
| Primary Composition: K29 Quadruple-Layered Action Backing | |
| Weight: 7.3 Ounces Per Square Yard | Tuft Bind: 10+ Pounds |
| Finish Coating: Polyurethane 20 Ounces Per Square Yard* | |

| Manufactured Rolls | |
|--------------------------------------|-------------------------|
| Width: 15 Feet | Length: 100 Feet |
| Shipping Weight: 1001 Pounds* | |
| Roll Diameter: 24 Inches | |

| Particulate Infill |
|---|
| Type: Quality Infill |
| Weight: 1.5-2.5 Lbs Per Sq Ft* |
| Colors: Green, Black, or Natural |



Main Advantages:


- Designed to truly replicate grass with enhanced recovery
- Heat and frost resistant/ UV stabilized
- No harmful environmental effects, Not water soluble
- Uniquely formulated backing for greater seam strength

Recommended Maintenance:

Rinse and groom as needed to limit matting

Drainage Rate: 400+ inches of rain per hour per square yard

* Approximate Weight



Artificial grass is made from plastic and should not be subject/exposed to open flames or high heat producing items.



Cascade Spring Pro

- Features a natural and lush colorway for a perfect lawn year-round.
- Ideal for areas with higher foot traffic.
- Backed by our industry leading 15 year warranty.

GENERAL FEATURES:

| | |
|-----------------------|---------------------------|
| Traffic Level: | Heavy Traffic |
| Applications: | Landscape |
| Blade Colors: | Field Green / Apple Green |

PRODUCT SPECIFICATIONS

Yarn Characteristics

Type: Monofilament PE with Thatch

Composition/Structure: Polyethylene

Denier: 12,000/4,400

Colors: Field Green / Apple Green

Blade Shape: 3D Curvy W

Turf Characteristics

Pile/Face Weight: Approx. 90 Ounces

Pile Height: Approx. 1.875 Inches

Machine Gauge: 3/8 inch

Thatch Color: Green & Tan

Total Product Weight: Approx 117 Ounces Per Square Yard

Backing Characteristics

Primary Composition: 13 PIC **Secondary Composition:** 15 PIC

Weight: 3.5 Ounces Per Square Yard

Tuft Bind: 10+ Pounds

Finish Coating: Polyurethane 10 Ounces Per Square Yard*

Manufactured Rolls

Width: 15 Feet

Length: 100 Feet

Shipping Weight: 1,100 Pounds*

Roll Diameter: 24 Inches

Particulate Infill

Type: Quality Infill

Weight: 1.5-2.5 Lbs Per Sq Ft*

Colors: Green, Black, or Natural



Main Advantages:


- Designed to truly replicate grass with enhanced recovery
- Heat and frost resistant/ UV stabilized
- No harmful environmental effects, Not water soluble
- Uniquely formulated backing for greater seam strength

Recommended Maintenance:

Rinse and groom as needed to limit matting

Drainage Rate: 30+ inches of rain per hour per square yard

* Approximate Weight



Cascade Spring Light

- Features a natural and lush colorway for a perfect lawn year-round.
- Ideal for areas with higher foot traffic.
- Backed by our industry leading 15 year warranty.

GENERAL FEATURES:

| | |
|-----------------------|---------------------------|
| Traffic Level: | Moderate to Heavy Traffic |
| Applications: | Landscape |
| Blade Colors: | Field Green / Apple Green |

PRODUCT SPECIFICATIONS

Yarn Characteristics

Type: Monofilament PE with Thatch

Composition/Structure: Polyethylene

Denier: 12,000/4,400

Colors: Field Green / Apple Green

Blade Shape: 3D Curvy W

Turf Characteristics

Pile/Face Weight: Approx. 55 Ounces

Pile Height: Approx. 1.625 Inches

Machine Gauge: 3/8 inch

Thatch Color: Green & Tan

Total Product Weight: Approx 82 Ounces Per Square Yard

Backing Characteristics

Primary Composition: 13 PIC **Secondary Composition:** 15 PIC

Weight: 3.5 Ounces Per Square Yard

Tuft Bind: 10+ Pounds

Finish Coating: Polyurethane 10 Ounces Per Square Yard*

Manufactured Rolls

Width: 15 Feet

Length: 100 Feet

Shipping Weight: 855 Pounds*

Roll Diameter: 24 Inches

Particulate Infill

Type: Quality Infill

Weight: 1.5-2.5 Lbs Per Sq Ft*

Colors: Green, Black, or Natural



Main Advantages:

- Designed to truly replicate grass with enhanced recovery
- Heat and frost resistant/ UV stabilized
- No harmful environmental effects, Not water soluble
- Uniquely formulated backing for greater seam strength


Recommended Maintenance:

Rinse and groom as needed to limit matting

Drainage Rate: 30+ inches of rain per hour per square yard

* Approximate Weight

Artificial grass is made from plastic and should not be subject/exposed to open flames or high heat producing items.



Cascade Spring

- Features a natural and lush colorway for a perfect lawn year-round.
- Ideal for areas with higher foot traffic.
- Backed by our industry leading 15 year warranty.

GENERAL FEATURES:

| | |
|-----------------------|---------------------------|
| Traffic Level: | Moderate to Heavy Traffic |
| Applications: | Landscape |
| Blade Colors: | Field Green / Apple Green |

PRODUCT SPECIFICATIONS

| Yarn Characteristics |
|--|
| Type: Monofilament PE with Thatch |
| Composition/Structure: Polyethylene |
| Denier: 12,000/4,400 |
| Colors: Field Green / Apple Green |
| Blade Shape: 3D Curvy W |

| Turf Characteristics |
|---|
| Pile/Face Weight: Approx. 70 Ounces |
| Pile Height: Approx. 1.75 Inches |
| Machine Gauge: 3/8 inch |
| Thatch Color: Green & Tan |
| Total Product Weight: Approx 97 Ounces Per Square Yard |

| Backing Characteristics |
|---|
| Primary Composition: 13 PIC Secondary Composition: 15 PIC |
| Weight: 3.5 Ounces Per Square Yard Tuft Bind: 10+ Pounds |
| Finish Coating: Polyurethane 10 Ounces Per Square Yard* |

| Manufactured Rolls |
|---|
| Width: 15 Feet Length: 100 Feet |
| Shipping Weight: 1,012 Pounds* |
| Roll Diameter: 24 Inches |

| Particulate Infill |
|---|
| Type: Quality Infill |
| Weight: 1.5-2.5 Lbs Per Sq Ft* |
| Colors: Green, Black, or Natural |



Main Advantages:


- Designed to truly replicate grass with enhanced recovery
- Heat and frost resistant/ UV stabilized
- No harmful environmental effects, Not water soluble
- Uniquely formulated backing for greater seam strength

Recommended Maintenance:

Rinse and groom as needed to limit matting

Drainage Rate: 30+ inches of rain per hour per square yard

* Approximate Weight



Cascade Fescue Light

- Features a natural and lush colorway for a perfect lawn year-round.
- Ideal for areas with higher foot traffic.
- Backed by our industry leading 15 year warranty.

GENERAL FEATURES:

| | |
|-----------------------|---------------------------|
| Traffic Level: | Moderate to Heavy Traffic |
| Applications: | Landscape |
| Blade Colors: | Field Green / Olive Green |

PRODUCT SPECIFICATIONS

Yarn Characteristics

Type: Monofilament PE with Thatch

Composition/Structure: Polyethylene

Denier: 12,000/4,400

Colors: Field Green / Olive Green

Blade Shape: 3D Curvy W

Turf Characteristics

Pile/Face Weight: Approx. 55 Ounces

Pile Height: Approx. 1.625 Inches

Machine Gauge: 3/8 inch

Thatch Color: Green & Tan

Total Product Weight: Approx 82 Ounces Per Square Yard

Backing Characteristics

Primary Composition: 13 PIC **Secondary Composition:** 15 PIC

Weight: 3.5 Ounces Per Square Yard

Tuft Bind: 10+ Pounds

Finish Coating: Polyurethane 10 Ounces Per Square Yard*

Manufactured Rolls

Width: 15 Feet

Length: 100 Feet

Shipping Weight: 855 Pounds*

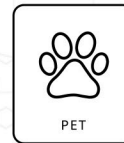
Roll Diameter: 24 Inches

Particulate Infill

Type: Quality Infill

Weight: 1.5-2.5 Lbs Per Sq Ft*

Colors: Green, Black, or Natural



Main Advantages:

- Designed to truly replicate grass with enhanced recovery
- Heat and frost resistant/ UV stabilized
- No harmful environmental effects, Not water soluble
- Uniquely formulated backing for greater seam strength

Recommended Maintenance:

Rinse and groom as needed to limit matting

Drainage Rate: 30+ inches of rain per hour per square yard

* Approximate Weight



Cascade Fescue

- Features a natural and lush colorway for a perfect lawn year-round.
- Ideal for areas with higher foot traffic.
- Backed by our industry leading 15 year warranty.

GENERAL FEATURES:

| | |
|-----------------------|---------------------------|
| Traffic Level: | Moderate to Heavy Traffic |
| Applications: | Landscape |
| Blade Colors: | Field Green / Olive Green |

PRODUCT SPECIFICATIONS

| Yarn Characteristics |
|--|
| Type: Monofilament PE with Thatch |
| Composition/Structure: Polyethylene |
| Denier: 12,000/4,400 |
| Colors: Field Green / Olive Green |
| Blade Shape: 3D Curvy W |

| Turf Characteristics |
|---|
| Pile/Face Weight: Approx. 70 Ounces |
| Pile Height: Approx. 1.75 Inches |
| Machine Gauge: 3/8 inch |
| Thatch Color: Green & Tan |
| Total Product Weight: Approx 97 Ounces Per Square Yard |

| Backing Characteristics |
|---|
| Primary Composition: 13 PIC Secondary Composition: 15 PIC |
| Weight: 3.5 Ounces Per Square Yard Tuft Bind: 10+ Pounds |
| Finish Coating: Polyurethane 10 Ounces Per Square Yard* |

| Manufactured Rolls |
|---|
| Width: 15 Feet Length: 100 Feet |
| Shipping Weight: 1,012 Pounds* |
| Roll Diameter: 24 Inches |

| Particulate Infill |
|---|
| Type: Quality Infill |
| Weight: 1.5-2.5 Lbs Per Sq Ft* |
| Colors: Green, Black, or Natural |



Main Advantages:


- Designed to truly replicate grass with enhanced recovery
- Heat and frost resistant/ UV stabilized
- No harmful environmental effects, Not water soluble
- Uniquely formulated backing for greater seam strength

Recommended Maintenance:

Rinse and groom as needed to limit matting

Drainage Rate: 30+ inches of rain per hour per square yard

* Approximate Weight



Caribbean Blue

- Features a natural and lush colorway for a perfect lawn year-round.
- Ideal for areas with higher foot traffic.
- Backed by our industry leading 15 year warranty.

GENERAL FEATURES:

| | |
|-----------------------|-------------------|
| Traffic Level: | Light Traffic |
| Applications: | Landscape |
| Blade Colors: | Blue / Light Blue |

PRODUCT SPECIFICATIONS

Yarn Characteristics

Type: Monofilament PE with Thatch

Composition/Structure: Polyethylene

Denier: 5,500/3,800

Colors: Blue / Light Blue

Blade Shape: Oval Shape

Turf Characteristics

Pile/Face Weight: Approx. 29 Ounces

Pile Height: Approx. 0.75 Inches

Machine Gauge: 3/8 inch

Thatch Color: Blue

Total Product Weight: Approx 56 Ounces Per Square Yard

Backing Characteristics

Primary Composition: 13 PIC **Secondary Composition:** 15 PIC

Weight: 3.5 Ounces Per Square Yard

Tuft Bind: 10+ Pounds

Finish Coating: Polyurethane 10 Ounces Per Square Yard*

Manufactured Rolls

Width: 12 Feet

Length: 100 Feet

Shipping Weight: 468 Pounds*

Roll Diameter: 24 Inches

Particulate Infill

Type: Quality Infill

Weight: 1.5-2.5 Lbs Per Sq Ft*

Colors: Green, Black, or Natural



Main Advantages:

- Designed to truly replicate grass with enhanced recovery
- Heat and frost resistant/ UV stabilized
- No harmful environmental effects, Not water soluble
- Uniquely formulated backing for greater seam strength

Recommended Maintenance:

Rinse and groom as needed to limit matting

Drainage Rate: 30+ inches of rain per hour per square yard

* Approximate Weight